



PANTHERS TRAVEL TO DETROIT FOR FIRST TIME SINCE 2005

The Carolina Panthers take to the road Sunday when they face the Detroit Lions at Ford Field in the first of three straight away contests. The change of scenery might serve Carolina well after back-to-back home losses to the Minnesota Vikings and Tennessee Titans.

The narrow 24-21 loss to the Vikings was followed with a bye before dropping a 30-3 decision to the Titans last week.

The size of the margin against Tennessee was not consistent with a season in which six of the Panthers nine games have been decided by a touchdown or less. However, Carolina has lost five of those six, resulting in a 2-7 record heading to Detroit.

Before the Tennessee game, the Panthers had been able to rely on the League's fifth-best offense but even that unit struggled against the Titans. The 279 yards total offense versus Tennessee was the second lowest output of the year for Carolina, ranking only behind 265 yards in a rain deluged contest against Jacksonville.

The Panthers still go to Detroit with the League's sixth-best unit in total offense after accumulating over 400 yards in five of their nine games. That success has been balanced between passing and running where Carolina ranks sixth and eighth, respectively.

However, both phases struggled against Tennessee as the Panthers rushed for 116 yards and passed for just 166 yards after surrendering a season-high five sacks for 46 yards last week. Most of the running yards came from quarterback Cam Newton, who gained 55 yards on seven attempts and ranks second on the team with 374 rushing yards.

The task only gets more difficult against a Detroit defense that is seventh in the League and ranks sixth in sacks per pass play, resulting in more urgency to re-establish the running presence of DeAngelo Williams and Jonathan Stewart. The duo has combined for 748 yards this season, averaging 4.8 yards per attempt, but was limited to 12 carries for 58 yards after the Panthers fell behind 14-0 in the first quarter last week.

Through the year the running game has been complemented by a proficient passing attack, but that was also limited against Tennessee and now faces the League's fourth ranked pass defense. Newton has teamed with Steve Smith for a team-best 51 catches for 951 yards and four touchdowns, but has also relied on tight ends Greg Olsen and Jeremy Shockey, who

have combined for another 51 receptions and 605 yards and five touchdowns.

The offense has had the benefit of relative stability after some early season line shuffling, but that has not been the case for the Carolina defense, which has been forced to start seven different linebackers due to injury. The biggest losses came early when Jon Beason and Thomas Davis were hurt, starting a rotation that continued through last week.

Two stalwarts on the defense throughout the changes have been end Charles Johnson, who leads the team with seven sacks and cornerback Chris Gamble, who broke the team's career interception record last week with the 26th of his career.

RIVERA ON RECORD:

On the Tennessee game: "I didn't see a very good football game in any facet. You can't come out and allow yourself to be down 7-0 after a punt return for a touchdown. That handicaps you. Then having the chance to drive down, you can't turn the ball over when you get in the red zone. Then you can't miss tackles that allow a score. We have to go back to the drawing board."

On the pressure on Cam Newton: "They came out and pressured. We missed a couple of pickups. There were a couple throws we missed that we would have liked to have. We missed opportunities. Their plan was a good plan. We have seen plans like that before. Unfortunately, we did not react to it properly. As a result, we put ourselves in a hole constantly."

2011 NFL TEAM LEADERS, TOTAL OFFENSE

TOTAL OFFENSE PER GAME

Team	Total Yds	Rush	Pass
New Orleans	436.9	117.5	319.4
New England	431.9	105.9	326.0
Philadelphia	418.2	171.6	246.7
Green Bay	409.7	102.8	306.9
Dallas	403.9	125.4	278.4
Carolina	400.0	127.8	272.2
San Diego	396.7	108.0	288.7
Houston	396.2	158.1	238.1
Oakland	384.9	156.2	228.7
Pittsburgh	383.0	109.8	273.2

THIS WEEK IN THE NFC SOUTH

The Panthers begin a three game road trip this week when they travel to Detroit for Sunday's matchup vs. the Lions. Elsewhere in the NFC South, Tampa Bay travels to Green Bay to take on the defending Super Bowl champions and Atlanta hosts the Tennessee Titans. The New Orleans Saints are off this week.

THIS WEEK'S NFC SOUTH SCHEDULE

Sunday Carolina at Detroit 1 p.m.
 Sunday Tampa Bay at Green Bay 1 p.m.
 Sunday Tennessee at Atlanta 4:15 p.m.
 Bye: New Orleans

NFC SOUTH 2011 STANDINGS

	W	L	PCT.	PF	PA
New Orleans	7	3	.700	313	228
Atlanta	5	4	.556	212	196
Tampa Bay	4	5	.444	156	233
Carolina	2	7	.222	190	237

2011 PANTHERS SCHEDULE

REGULAR SEASON (2-7)

Sunday	Sept. 11	@ Arizona	L, 28-21	
Sunday	Sept. 18	GREEN BAY	L, 30-23	
Sunday	Sept. 25	JACKSONVILLE	W, 16-10	
Sunday	Oct. 2	@ Chicago	L, 34-29	
Sunday	Oct. 9	NEW ORLEANS	L, 30-27	
Sunday	Oct. 16	@ Atlanta	L, 31-17	
Sunday	Oct. 23	WASHINGTON	W, 33-20	
Sunday	Oct. 30	MINNESOTA	L, 24-21	
Sunday	Nov. 6	BYE WEEK		
Sunday	Nov. 13	TENNESSEE	L, 30-3	
Thursday	Nov. 20	@ Detroit	1 p.m.*	FOX
Sunday	Nov. 27	@ Indianapolis	1 p.m.*	FOX
Sunday	Dec. 4	@ Tampa Bay	1 p.m.*	FOX
Sunday	Dec. 11	ATLANTA	1 p.m.*	FOX
Sunday	Dec. 18	@ Houston	1 p.m.*	FOX
Saturday	Dec. 24	TAMPA BAY	1 p.m.*	FOX
Sunday	Jan. 1	@ New Orleans	1 p.m.*	FOX

POSTSEASON (2012)

Sat-Sun	Jan 7-8	Wild Card Playoffs	
Sat-Sun	Jan 14-15	Divisional Playoffs	
Sunday	Jan 22	Conference Championships	
Sunday	Jan 29	Pro Bowl	Hawaii
	Sunday Feb 5	Super Bowl	

XLVI Indianapolis

All times are Eastern Standard Time

CAPS = HOME GAMES

*Subject to Flex Scheduling – Potential for time change

BROADCAST INFORMATION



TELEVISION

FOX
 (WCCB-TV in Charlotte)

Play-by-Play: Dick Stockton

Color Analyst: John Lynch

Sideline: Jennifer Hale



RADIO FLAGSHIP

WBT
 (1110 AM in Charlotte)

Play-by-Play: Mick Mixon

Color Analyst: Eugene Robinson

Color Analyst: Jim Szoke

Sideline: Greg Brannon



SPANISH RADIO

WGSP
 (102.3 FM in Charlotte)

Play-by-Play: Jamie Moreno

Color Analyst: Luis Moreno, Jr.



OPPONENT RADIO

WXYT
 (97.1 FM in Nashville)

Play-by-Play: Dan Miller

Color Analyst: Jim Brandstatter

Sideline: Tony Ortiz

MEDIA INFORMATION / CONTACTS

Panthers.com – For all of the most up-to-date information on the Carolina Panthers, please visit the team's official web site at www.panthers.com. Updated daily, the web site has the most extensive information on upcoming games and the most comprehensive news on the Panthers.

Panthers Communications Department

Charlie Dayton, Communications Director (704) 358-7471
charlie.dayton@panthers.nfl.com

Steven Drummond, Media Relations Manager (704) 358-7448
steven.drummond@panthers.nfl.com

Ryan Anderson, Communications Assistant (704) 358-7473
ryan.anderson@panthers.nfl.com

Credential Requests – Please submit all credentials requests for Panthers home games by accessing our media-only web site. The site can be accessed at <http://media.panthers.com> or by going to Panthers.com and clicking on "Media Only" in the News section. It is password protected and will be available to the media and others to whom are provided the username and password.

URL – <http://media.panthers.com>

Username – panthersmedia (all lowercase)

Password – carolina (all lowercase)



GAME 10: CAROLINA PANTHERS AT DETROIT LIONS



NOTABLE CONNECTIONS

- Panthers' wide receivers coach Fred Graves coached for the Lions in 2005.
- Panthers' assistant offensive line coach Ray Brown played for the Lions from 2002-03.
- Carolina assistant strength and conditioning coach Adam Feit coached at Eastern Michigan in 2010.
- Panthers' fullback Jerome Felton played for the Lions from 2008-10.
- Lions' head coach Jim Schwartz coached the secondary at North Carolina Central in 1991.
- Detroit offensive line assistant Jeremiah Washburn was a football operations assistant with the Panthers in 2002.
- Lions' special teams coordinator Danny Crossman was the Panthers special teams assistant from 2003-04 and served as special teams coordinator from 2005-09.
- Detroit safety Chris Harris played for the Panthers from 2007-09.
- Lions' cornerback Alphonso Smith played collegiately at Wake Forest.
- Detroit linebacker Stephen Tulloch and defensive end Willie Young played collegiately at North Carolina State.

PANTHERS BESTS VS. LIONS

Rushing yards:	130, Jonathan Stewart (11/16/08 at Car)
Receiving yards:	123, Steve Smith (10/16/05 at Det)
Receptions:	8, Muhsin Muhammad (9/15/02 at Car)
Passing yards:	310, Rodney Peete (9/15/02 at Car)



Jonathan Stewart rushed for 130 yards vs. Detroit (11/16/08). DeAngelo Williams also rushed for 120 yards in that game, the first time the Panthers had two backs rush for 100 yards in the same contest.

THE SERIES

The Panthers and Lions will meet for the sixth time this week. The Panthers lead the all-time series 4-1, including a 31-22 victory the last time the teams met in 2008. The Lions are the last of the four NFC North teams that the Panthers will face in 2011. The Panthers hosted Green Bay in Week Two and Minnesota in Week Eight, and traveled to Chicago in Week Four.

BY THE NUMBERS

Record vs. Detroit:	4-1
Last regular season game:	Car 31, Det 22 (11/16/08)
Panthers largest winning margin:	24 at Car (9/15/02)
Lions largest winning margin:	15 at Car (10/24/99)
Current series streak:	4 games (Carolina)
Panthers longest win streak:	4 games (2002-present)
Lions longest win streak:	1 game (1999)
Most Points, Panthers:	31 at Car (11/16/08)
Most Points, Lions:	24 at Car (10/24/99)
Most Points, both teams:	53 at Car (11/16/08)
Fewest Points, Panthers:	9 at Car (10/24/99)
Fewest Points, Lions:	7 at Car (9/15/02)
Fewest Points, both teams:	33 at Car (10/24/99)

STATISTICAL SNAPSHOT

Here are the 2011 regular season averages and NFL rankings for the Carolina Panthers and the Detroit in some key statistical categories:

	Carolina		Detroit	
	Avg.	Rnk	Avg.	Rnk
OFFENSE				
Total Yards Per Game	400.0	6th	360.0	13th
Rushing Yards Per Game	233.0	8th	206.0	27th
Rushing Yards Per Attempt	4.9	6th	4.1	20th
Passing Net Yards Per Game	272.2	8th	266.4	9th
Sacks Per Pass Play	10.0%	16th	7.6%	9th
Sacks Allowed	22	n/a	18	n/a
Third Down Efficiency	40.4%	10th	27.6%	32nd
Points Per Game	21.1	19th	28.0	4th
DEFENSE				
Total Yards Per Game	361.4	20th(t)	318.4	7th
Rushing Yards Per Game	137.6	28th	134.4	27th
Rushing Yards Per Attempt	4.7	25th	4.9	28th
Passing Net Yards Per Game	223.9	14th	184.0	4th
Sacks Per Pass Play	9.6%	17th	11.9%	6th
Sacks	17	n/a	26	n/a
Third Down Efficiency	43.5%	28th	28.5%	1st
Points Per Game	26.3	30th	20.4	12th

THE HEAD COACHES



Ron RIVERA

NFL: 15th season
Panthers: 1st season
Regular Season: 2-7 (.222)
Postseason: 0-0 (.000)

Ron Rivera became the fourth coach in Carolina Panthers history on January 11, 2011.

Before joining the Panthers, Rivera worked with the San Diego Chargers from 2007-10, coaching inside linebackers before taking over as defensive coordinator midway through the 2008 season. In 2010, San Diego led the NFL with an average of 271.6 total yards allowed per game and gave up a league-low 177.8 passing yards per game. In 2009, the team ranked 16th in total defense and 11th against the pass.

From 2004-06, Rivera oversaw the Chicago Bears defense, guiding the unit to two top-five finishes in the league. In 2006, the Bears defense led the NFL with 44 takeaways and finished fifth in total defense and third in scoring defense, helping propel Chicago to an appearance in Super Bowl XLI. In 2005, Rivera's defensive unit ranked second in the NFL in total defense and first in scoring defense. The Bears went 43 consecutive quarters without allowing more than seven points – the longest streak in the NFL since 1969.

Prior to serving as defensive coordinator with the Bears, Rivera was linebackers coach for the Eagles (1999-2003) and defensive quality control coach for the Bears (1997-98).

He is just the third Latino head coach in NFL history, joining Tom Flores with the Oakland Raiders (1979-87) and Seattle Seahawks (1992-94) and Tom Fears with the New Orleans Saints (1967-70).

A second round draft choice in 1984 by Chicago, Rivera played nine seasons with the Bears. Primarily an outside linebacker, he was a member of the Super Bowl XX championship team in 1985.

An All-American at the University of California, Rivera finished his career as the school's all-time leader in sacks with 22 and tackles with 336.

Born January 7, 1962 in Fort Ord, Calif. He and his wife, Stephanie, have two children – Christopher and Courtney.

RIVERA COACHING HISTORY

2011-	Carolina Panthers	Head Coach
2008-10	San Diego Chargers	Defensive Coordinator
2007-08	San Diego Chargers	Inside Linebackers
2004-06	Chicago Bears	Defensive Coordinator
1999-2003	Philadelphia Eagles	Linebackers
1997-98	Chicago Bears	Defensive Quality Control



Jim SCHWARTZ

NFL: 19th season
Lions: 3rd season
Regular Season: 13-25 (.342)
Postseason: 0-0 (.000)

Jim Schwartz was named the Lions' 25th head coach on January 16, 2009. Schwartz is in his third season in Detroit. He came to Detroit following 10 seasons with the Tennessee Titans, including the final eight as defensive coordinator.

As the Titans' defensive coordinator since 2001, Schwartz's defensive unit held firm in two major defensive categories; rushing defense and third-down conversion. From 2001-08, Tennessee ranked fifth in rushing yards allowed per game (103.5) and sixth in third-down conversion percentage (36.1).

Before joining the Titans in 1999, he spent three years (1996-98) as a defensive assistant/quality control coach with the Baltimore Ravens. During his tenure in Baltimore, he also coached the team's outside linebackers. After the Cleveland Browns moved to Baltimore following the 1995 season, Schwartz made the transition from player personnel to coaching. From 1993-95, he worked in the Browns' player personnel department, serving as both a college and pro scout.

Schwartz worked on the college level for four years before moving onto the NFL. He began his coaching career as a graduate assistant coach at the University of Maryland, tutoring the Terrapins' linebackers in 1989 and then served as graduate assistant at the University of Minnesota (1990). He became a position coach in the secondary at North Carolina Central (1991) before moving to Colgate (1992) as linebackers coach.

Schwartz played collegiately at Georgetown University where he lettered four years at linebacker and earned a degree in economics as well as Distinguished Economics Graduate honors. In 1988 he earned numerous honors that include Division III CoSIDA/GTE Academic All-America, All-America and team captain.

Schwartz was born June 2, 1966, in Baltimore, Md. He and his wife, Kathy, have twins Christian and Allison along with a younger daughter Maria.

SCHWARTZ COACHING HISTORY

2009-	Detroit Lions	Head Coach
2001-08	Tennessee Titans	Defensive Coordinator
2000	Tennessee Titans	Linebackers/Third Down Package
1999	Tennessee Titans	Defensive Assistant
1996-98	Baltimore Ravens	Defensive Assistant
1993-95	Cleveland Browns	College/Pro Scout
1992	Colgate University	Linebackers
1991	North Carolina Central	Secondary
1990	Univ. of Minnesota	Graduate Assistant
1989	Univ. of Maryland	Graduate Assistant

THE LAST TIME...

GAME SUMMARY

CAROLINA 31; DETROIT 22
NOVEMBER 16, 2008 - BANK OF AMERICA STADIUM



DeAngelo Williams

The Carolina Panthers set a then franchise record with 264 total rushing yards on their way to a 31-22 victory over Detroit. For the first time in franchise history, the Panthers had two backs rush for over 100 yards in the same contest. Jonathan Stewart ran for 130 yards on 15 carries and one touchdown while DeAngelo Williams ran for 120 yards on 14 carries and two touchdowns. Carolina fell behind 7-0 after a 29-yard touchdown pass from Daunte Culpepper to Calvin Johnson. After a Jason Hanson field goal made it 10-0 in the second quarter, Carolina strung together three consecutive scoring drives to take a 21-16 halftime lead. A 15-yard touchdown strike from Jake Delhomme to Jeff King opened the Carolina scoring. Delhomme finished with 98 yards on 10 of 19 passing with no interceptions. Williams and Stewart capped off the other two first half scoring drives with touchdown runs of 56 yards and 22 yards. After Culpepper pulled the Lions within two points on a touchdown run, the Panthers defense stopped the two-point conversion try on the goal line. Charles Godfrey then picked off Culpepper on the first play of the Lions next drive. Williams then scored from four yards out for the final margin.

SCORING

SCORE BY PERIODS	1	2	3	4	OT	TOTAL
Detroit Lions	7	9	0	6	0	22
Carolina Panthers	0	21	3	7	0	31

SCORING DRIVES

Team	Qtr	Time	Play Description (Extra Point) (Drive Info)	DET	CAR
Lions	1	7:23	C.Johnson 29 yd. pass from D.Culpepper (J.Hanson kick) (12-80, 7:37)	7	0
Lions	2	12:59	J.Hanson 40 yd. Field Goal (13-65, 6:46)	10	0
Panthers	2	8:19	J.King 15 yd. pass from J.Delhomme (J.Kasay kick) (8-76, 4:40)	10	7
Lions	2	4:43	J.Hanson 56 yd. Field Goal (7-34, 3:36)	13	7
Panthers	2	2:39	D.Williams 56 yd. run (J.Kasay kick) (4-80, 2:04)	13	14
Panthers	2	1:03	J.Stewart 22 yd. run (J.Kasay kick) (5-42, 1:21)	13	21
Lions	2	0:04	J.Hanson 27 yd. Field Goal (7-37, 0:59)	16	21
Panthers	3	8:24	J.Kasay 29 yd. Field Goal (10-70, 6:36)	16	24
Lions	4	6:05	D.Culpepper 1 yd. run (run failed) (15-70, 8:02)	22	24
Panthers	4	4:44	D.Williams 4 yd. run (J.Kasay kick) (1-4, 0:06)	22	31

TEAM STATISTICS

	LIONS	PANTHERS
TOTAL FIRST DOWNS	20	17
THIRD DOWN EFFICIENCY	6-16-38%	1-7-14%
FOURTH DOWN EFFICIENCY	2-3-67%	0-0-0%
TOTAL NET YARDS	316	366
NET YARDS RUSHING	130	264
NET YARDS PASSING	186	102
PASS ATTEMPTS-COMPLETIONS-HAD INTERCEPTED	35-20-2	19-10-0
KICKOFFS Number-In End Zone-Touchbacks	6-1-1	6-4-3
PUNTS Number and Average	3-38.7	5-41.4
TOTAL RETURN YARDAGE (Not Including Kickoffs)	7	18
PENALTIES Number and Yards	1-14	7-55
FUMBLES Number and Lost	3-2	1-1
TOUCHDOWNS	2	4
EXTRA POINTS Made-Attempts	1-2	4-4
FIELD GOALS Made-Attempts	3-3	1-1
RED ZONE EFFICIENCY	1-3-33%	3-4-75%
GOAL TO GO EFFICIENCY	1-1-100%	1-1-100%
SAFETIES	0	0
TIME OF POSSESSION	34:17	25:43



LIONS INDIVIDUAL STATISTICS

RUSHING	ATT	YDS	AVG	LG	TD
Kevin Smith	24	112	4.7	20	0
D. Culpepper	5	13	2.6	9	1
R. Johnson	5	5	1.0	7	0
Total	34	130	3.8	20	1

PASSING	ATT	CMP	YDS	SK/YD	TD	LG	IN	Rtg.
D. Culpepper	35	20	207	3/21	1	32	2	60.1
Total	35	20	207	3/21	1	32	2	60.1

PASS RECEIVING	REC	YDS	AVG	LG	TD
C. Johnson	6	65	10.8	29	1
S. McDonald	3	30	10.0	12	0
C. Fitzsimmons	3	11	3.7	6	0
J. Standeford	2	48	24.0	32	0
Kevin Smith	2	23	11.5	15	0
M. Gaines	2	21	10.5	12	0
R. Johnson	1	5	5.0	5	0
J. Owens	1	4	4.0	4	0
Total	20	207	10.4	32	1

Sacks:
Interceptions:

PANTHERS INDIVIDUAL STATISTICS

RUSHING	ATT	YDS	AVG	LG	TD
J. Stewart	15	130	8.7	28	1
D. Williams	14	120	8.6	56	2
S. Smith	1	16	16.0	16	0
J. Delhomme	2	-2	-1.0	-1	0
Total	32	264	8.3	56	3

PASSING	ATT	CMP	YDS	SK/YD	TD	LG	IN	Rtg.
J. Delhomme	19	10	102	0/0	1	16	0	85.9
Total	19	10	102	0/0	1	16	0	85.9

PASS RECEIVING	REC	YDS	AVG	LG	TD
S. Smith	6	63	10.5	16	0
J. King	2	19	9.5	15	1
M. Muhammad	1	16	16.0	16	0
J. Stewart	1	4	4.0	4	0
Total	10	102	10.2	16	1

Sacks: J. Peppers 2-12; T. Davis 0.5-4.5; D. Lewis 0.5-4.5.
Interceptions: C. Godfrey 1-16; N. Diggs 1-0.

NEWTON BY AIR

The starter in all nine games, quarterback Cam Newton has completed 197-of-327 passes for 2,605 yards - *the most ever by a rookie in NFL history through nine games* - and 11 touchdowns with 10 interceptions to post an 84.0 quarterback rating. He was named NFL Offensive Rookie of the Month for September. In October, Newton threw for 1,381 yards, the most in NFL history by a rookie in any month.

He has passed for 300 or more yards in three games, producing three of the top four single-game passing totals in team history. Newton threw a touchdown in each of the first five games - the longest streak by a rookie quarterback in team history - bettering Chris Weinke's four consecutive games with a touchdown pass in 2001.

In Week Eight vs. Minnesota (10/30), Newton threw for 290 yards and three touchdowns with no interceptions to compile a 117.6 quarterback rating. The three touchdowns tied the team single-game record for a rookie quarterback, previously accomplished by Kerry Collins at New Orleans (11/26/95).

The performance was Newton's fourth 290-yard passing game, and he joins Peyton Manning of the Indianapolis Colts in 1998 as the only rookie quarterbacks in NFL history with at least four 290-yard passing efforts.

In Week Seven vs. Washington (10/23), Newton set a team record for the highest completion percentage by a rookie with a 78.3 percent mark, completing 18-of-23 passes for 256 yards and one touchdown with no interceptions to compile a 127.5 quarterback rating - the highest passer rating in team history by a rookie. He bettered the previous highs of a 70.4 completion percentage by Matt Moore versus Seattle (12/16/07) and a 121.8 quarterback rating by Kerry Collins versus Arizona (11/19/95).

In Week Two vs. Green Bay (9/18/11), Newton completed 28-of-46 passes for an NFL single-game rookie record 432 yards and one touchdown with three interceptions to produce a 72.0 quarterback rating.

The rookie set a team record with 432 yards passing, surpassing the previous mark of 423 yards by Chris Weinke versus the New York Giants (12/10/06). Newton, who passed for 422 yards in his

NFL debut in Week One at Arizona (9/11/11), became the first player in NFL history with back-to-back 400-yard passing games to begin a career and only the sixth quarterback in NFL history to have consecutive 400-yard passing games. He is the first player in team history to have two career 400-yard passing games.

MOST PASSING YARDS BY A ROOKIE THROUGH 9 GAMES

Player	Yards	Season
Cam Newton (CAR)	2,605	2011
Peyton Manning (IND)	2,013	1998
Sam Bradford (STL)	1,925	2010

MOST PASSING YARDS BY A ROOKIE IN A SINGLE GAME

Player	Game	Yards
Cam Newton (CAR)	9/18/11 GB	432
Cam Newton (CAR)	9/11/11 @ ARI	422
Matthew Stafford (DET)	11/22/09 CLE	422

PANTHERS LEADERS, SINGLE-GAME PASSING YARDS

Player	Game	Yards
Cam Newton	9/18/11 GB	432
Chris Weinke	12/10/06 NYG	423
Cam Newton	9/11/11 @ ARI	422
Cam Newton	10/2/11 @ CHI	374



Versus Green Bay (9/18/11), Cam Newton set a franchise record and NFL rookie record with 432 yards passing.

NEWTON BY GROUND



Cam Newton

Quarterback Cam Newton has rushed for 374 yards and a team-leading seven touchdowns on 70 carries this season. The 374 rushing yards and seven rushing touchdowns are the most in a season by a Panthers quarterback, eclipsing the previous highs of 128 yards and six touchdowns by Chris Weinke in 2001.

The seven rushing touchdowns this season are tied for the most by a rookie quarterback in a season since the AFL-NFL merger in 1970, previously accomplished by Vince Young of the Tennessee Titans in 2006. The NFL record for the most rushing

touchdowns by a quarterback is 12 by Steve Grogan of the New England Patriots in 1976.

In Week Seven vs. Washington (10/23), Newton established several single-game rushing records by a Panthers quarterback:

- Most rushing yards - 59, previous mark 58 by Randy Fasani at Atlanta (10/20/02)
- Longest rush touchdown - 16, previous long 14 by Newton at Atlanta (10/16/11)

Newton posted a long rush of 26 yards in Week 10 vs. Tennessee (11/13). The 26-yard run marked the longest in team history by a quarterback, surpassing a 25-yard scramble by Newton vs. Washington.

A STRONG DEBUT

Cam Newton made his NFL debut in Week One at Arizona (9/11/11). Playing on the same field where he led Auburn to the BCS National Championship in January, Newton completed 24-of-37 passes (64.9%) for 422 yards, two touchdowns and one interception to produce a 110.4 passer rating. He also scored a rushing touchdown.

Newton became the first rookie in NFL history to pass for more than 400 yards in his first career start and tied the NFL record for the most passing yards in a game by a rookie quarterback, previously accomplished by Detroit quarterback Matthew Stafford versus Cleveland (11/22/09). Newton later broke the record with 432 passing yards in Week Two versus Green Bay (9/18/11).

Newton's 422 passing yards are the most by a rookie quarterback on Kickoff Weekend in NFL history, eclipsing the previous mark of 302 yards by Peyton Manning for Indianapolis versus Miami (9/6/98), and the fifth-most all-time by any player on Kickoff Weekend. Newton threw both touchdowns to wide receiver Steve Smith. In the first quarter, Newton threw a 77-yard strike for his first career touchdown pass. It marked the second-longest completion by a rookie quarterback in Panthers history, bettered by an 89-yard touchdown from Collins to Willie Green versus Atlanta (12/17/95), and the fifth-longest pass play in team history.

The 77-yard touchdown pass is the longest first career touchdown by a No. 1 overall draft pick since the NFL-AFL merger in 1970. The previous mark was 67 yards by Terry Bradshaw in 1970. Only four of the 19 quarterbacks selected No. 1 overall since the merger threw a 50+ yard touchdown for their first career touchdown. Besides Bradshaw and Newton, the only others to do it are Troy Aikman and Drew Bledsoe.

300-YARD PASSING GAMES IN NFL DEBUT

Player	Team	Debut	Yards
C. Newton	Carolina	at Arizona (9/11/11)	422
O. Graham	Cleveland	at Philadelphia (9/16/50)	346
E. Rubbert	Washington	St. Louis (10/4/87)	334
R. Fitzpatrick	St. Louis	at Houston (11/27/05)	310
M. Rypien	Washington	at Phoenix (9/25/88)	303
P. Manning	Indianapolis	Miami (9/6/98)	302

ROOKIES TO THROW FOR 300 YARDS IN SEASON OPENER

	Peyton Manning	Cam Newton
Season	1998	2011
Team	Indianapolis	Carolina
Result	L, 24-15	L, 28-21
Yards	302	422
TD-INT	1-3	2-1



At Arizona (9/11/11), Cam Newton became the first rookie in NFL history to pass for more than 400 yards in his first career start.

RECORD-SETTING COLLEGE QUARTERBACK



Cam Newton

Quarterback Cam Newton was selected by the Carolina Panthers with the No. 1 overall choice in April's draft following a successful season at Auburn University that saw him break numerous school, conference and NCAA records.

Newton earned the 2010 Heisman Trophy, the Maxwell Award, the Davey O'Brien Award and the Walter Camp National Player of the Year Award after leading Auburn to a national championship. He completed 185-of-280 passes for 2,854 yards and an SEC-record 30 touchdowns. Newton added an SEC-record 1,473 yards rushing and a school-record 20 touchdowns to become the third player in NCAA FBS history to total 20 passing and 20 rushing touchdowns in a season. His 4,237 yards of total offense are the most in a single season in Auburn history. Newton scored 21 touchdowns (20 rushing and one receiving), giving him 126 points scored in 2010, which set a school record for most points scored in a single season.

CAM NEWTON 2010 STATISTICS

PASSING

GP	Att	Cmp	Pct.	Yds	TD	Int
14	280	185	66.1	2,854	30	7

RUSHING

Att	Yds	Avg	TD
264	1,473	5.6	20

CAM NEWTON SINGLE-GAME BESTS AT AUBURN

Passing Yards: 335, vs. South Carolina (12/4/10)*

Passing TDs: 4, vs. South Carolina (12/4/10)*

Rushing Yards: 217, vs. Louisiana State (10/23/10)

Rushing TDs: 3, vs. Arkansas (10/16/10)

* SEC Championship game

SMITH TAKES OVER NO. 1

In Week Four at Chicago (10/2), wide receiver Steve Smith became the Panthers' all-time leading receiver, surpassing the 9,255 yards by Muhsin Muhammad from 1996-2004 and 2008-09. He set the record on a 53-yard reception in the first quarter. Remarkably, Smith did it with 57 fewer catches than Muhammad (639 compared to 696).

A four-time Pro Bowl selection, he ranks first in team history with 64 total touchdowns (56 receiving, 6 return, 2 rush), 56 receiving touchdowns, 9,835 receiving yards, 14.66 receiving average, and 37 games with 100 or more receiving yards. Smith stands second with 671 receptions (needs 26 catches to pass Muhsin Muhammad for the most in team history) and 386 points.

In Week Eight vs. Minnesota (10/30), Smith tallied a team-high 100 yards receiving on seven catches with a 22-yard touchdown to produce his fifth 100-yard receiving effort this season. He leads the Panthers with 51 receptions for 951 yards and four touchdowns in 2011.

Smith's yardage total is second in the NFL and his 18.6-yard receiving average is third.

Smith previously compiled 178 yards at Arizona (9/11/11), 156 yards versus Green Bay (9/18/11), 181 yards at Chicago (10/2/11) and 143 yards versus Washington (10/23/11). The 181 yards are the third-highest total of his career behind a team-record 201 yards versus Minnesota (10/30/05) and 189 yards at Baltimore (10/15/06).

PANTHERS CAREER LEADERS, RECEIVING YARDS

Player	Yards
Steve Smith, 2001-	9,835
Muhsin Muhammad, 1996-2004, 2008-09	9,255
Wesley Walls, 1996-2002	3,902

PANTHERS CAREER LEADERS, RECEPTIONS

Player	Receptions
Muhsin Muhammad, 1996-2004, 2008-09	696
Steve Smith, 2001-	671
Wesley Walls, 1996-2002	324

2011 NFL LEADERS, RECEIVING YARDS

Player	Yards
Wes Welker (NE)	1,006
Steve Smith (CAR)	951
Mike Wallace (PIT)	922

2011 NFL LEADERS, RECEIVING AVERAGE

Player	Avg.	Yards	Rec	TD
Malcom Floyd (SD)	21.1	401	19	1
Steve Smith (CAR)	18.6	951	51	4
Jordy Nelson (GB)	18.6	633	34	7

TOP RECEIVING GAMES, 2011 NFL SEASON

Player	Yards	Rec	TD	Game
W. Welker (NE)	217	16	2	@ BUF 9/25
S. Smith (CAR)	181	8	0	@ CHI 10/2
S. Smith (CAR)	178	8	2	@ ARI 9/11

APPROACHING 10,000



Steve Smith

With 9,835 career receiving yards, wide receiver Steve Smith needs just 165 yards to become only the 35th player in NFL history and the first player in Panthers history to reach 10,000 career receiving yards.

In Week One at Arizona (9/11/11), Smith posted 178 yards and two touchdowns on a team-leading eight receptions to become the second player in franchise history to surpass 9,000 career receiving yards, joining Muhsin Muhammad with 9,255 yards. The 178 yards stand as the fourth-highest total of Smith's career behind a team-record 201 yards versus Minnesota (10/30/05), 189 yards at Baltimore (10/15/06) and 181 yards at Chicago (10/2/11).

STREAKING

With five receptions in Week 10 vs. Tennessee (11/13), wide receiver Steve Smith extended his consecutive game streak with a catch. Smith has made a catch in 68 consecutive games, equaling the second-longest streak in team history - previously accomplished by himself from 2002-06. Wesley Walls holds the team record with a 70-game streak from 1996-2001.

SMITH AMONG THE NFL'S BEST SINCE '05

Since 2005, Steve Smith ranks among the NFL leaders in receptions, receiving yards and receiving touchdowns. His 7,639 yards rank third and 46 touchdowns rank fifth. His 875 receptions rank eighth.

NFL LEADERS, RECEIVING YARDS SINCE 2005

Player	Yards
Larry Fitzgerald (ARI)	8,216
Reggie Wayne (IND)	8,169
Steve Smith (CAR)	7,639
Andre Johnson (HOU)	7,398
Anquan Boldin (BAL)	7,006

NFL LEADERS, RECEPTIONS SINCE 2005

Player	Receptions
Reggie Wayne (IND)	608
Larry Fitzgerald (ARI)	600
Wes Welker (NE)	600
Andre Johnson (HOU)	553
Tony Gonzalez (ATL)	544
Jason Witten (DAL)	544
Anquan Boldin (BAL)	536
Steve Smith (CAR)	513

NFL LEADERS, RECEIVING TOUCHDOWNS SINCE 2005

Player	TDs
Larry Fitzgerald (ARI)	62
Antonio Gates (SD)	56
Reggie Wayne (IND)	47
Greg Jennings (GB)	47
Steve Smith (CAR)	46

STEWART RUSHES INTO SELECT GROUP

In Week Seven vs. Washington (10/23), running back Jonathan Stewart gained a team-high 68 yards and one touchdown to become the third player in franchise history to surpass 3,000 career rushing yards. With 3,089 rushing yards, he joins DeAngelo Williams with 4,609 yards and DeShaun Foster with 3,336 yards. He ranks third on the team with 350 yards and two touchdowns on 75 attempts this season and is fourth with a career-high 27 receptions for 242 yards.



Running back Jonathan Stewart celebrates his touchdown run vs. Washington (10/23). Stewart has rushed for 3,089 yards during his career.

WILLIAMS & STEWART = DOUBLE TROUBLE

Panthers running backs DeAngelo Williams and Jonathan Stewart combine to form one of the most dynamic rushing duos in the NFL.

Since 2008, Stewart's first year in the NFL, the pair has teamed to rush for 6,480 yards. The pair's contributions have helped the Panthers tally 7,931 rushing yards over that time period, second-most in the NFL. The Jets lead the NFL with 8,017 rushing yards since 2008.

In 2009, Stewart and Williams became the first set of teammates in NFL history to each rush for more than 1,100 yards in the same year – Stewart with 1,133 and Williams with 1,117. Five teams previously boasted two players with 1,000 yards rushing in a season.

NFL TEAM RUSHING LEADERS, 2008-11

Team	Rushing Yards
New York Jets	8,017
Carolina	7,931
Oakland	7,588
Minnesota	7,505
Kansas City	7,486

WILLIAMS & STEWART GET TOP BILLING



DeAngelo Williams

Running backs DeAngelo Williams and Jonathan Stewart have proved to be two of the top backs in the NFL, and their production is evident in the Panthers record books.

Williams, a first-round draft choice (27th overall) out of Memphis in 2006, is the Panthers all-time leader with 4,609 rushing yards, 924 rushing attempts, 32 rushing touchdowns, 4.99-yard average rushing gain and 16 games with 100 or more rushing yards. He earned his first Pro Bowl selection in 2009 after rushing for 1,117 yards and becoming the first player in team history to record back-to-back 1,000-yard rushing seasons, gaining a team-record 1,515 yards in 2008.



Jonathan Stewart

Stewart, also a first-round choice, was selected 13th overall in the 2008 NFL Draft out of Oregon. He made an impact in his first season, setting a Panthers rookie record with 836 rushing yards. He holds the franchise single-game record with a 206-yard performance at the New York Giants (12/27/09) and ranks second in 100-yard rushing games (9), average rushing gain (4.69) and rushing touchdowns (24). Stewart ranks third in Panthers history with 3,089 rushing yards and needs 248 more yards to pass DeShaun Foster (3,336) for second all-time.

PANTHERS CAREER LEADERS, RUSHING YARDS

Player	Yards
DeAngelo Williams, 2006-	4,609
DeShaun Foster, 2002-07	3,336
Jonathan Stewart, 2008-	3,089

PANTHERS CAREER LEADERS, RUSHING TDs

Player	TDs
DeAngelo Williams, 2006-	32
Jonathan Stewart, 2008-	24
Stephen Davis, 2003-05	20

PANTHERS CAREER LEADERS, 100-YARD GAMES

Player	Games
DeAngelo Williams, 2006-	16
Jonathan Stewart, 2008-	9
Stephen Davis, 2003-05	7
Tshimanga Biakabutuka, 1996-2001	7
DeShaun Foster, 2002-07	7

PANTHERS CAREER LEADERS, AVERAGE RUSHING GAIN

Player	Average Gain
DeAngelo Williams, 2006-	4.99 [924-4,609]
Jonathan Stewart, 2008-	4.69 [658-3,089]
Tshimanga Biakabutuka, 1996-2001	4.14 [611-2,530]

OFFENSIVE EXPLOSIVENESS

The Panthers rank sixth in the NFL this season in total offense, averaging 400.0 yards per game. A large part of the offense's success is its ability to create big plays. The Panthers have produced 49 big plays this season (plays of 20+ yards), the second most in the NFL.

The Panthers have registered 40 passes and nine runs of 20+ yards. On the 40 big pass plays, the Panthers are averaging 30.1 yards and have scored five touchdowns. On the nine big run plays, the Panthers are averaging 28.9 yards and have scored one touchdown.

The Panthers success producing big plays is a departure from 2010 when the offense finished the season tied for last in the league (with Atlanta) with 44 plays of 20+ yards.

2011 PLAYS OF 20+ YARDS

Team	Big Plays	Big Runs	Big Passes	Big Play TDs
Oakland	54	17	37	8
Carolina	49	9	40	6
Dallas	48	9	39	10
Philadelphia	47	15	32	4
San Diego	47	4	43	6

A (YOUNG) QUARTERBACK'S BEST FRIEND?



Ben Hartsock

In eight NFL seasons split between Indianapolis, Tennessee, Atlanta, the New York Jets and Carolina, tight end Ben Hartsock has become best known for his blocking ability. He has opened holes for 2,000-yard rushing teams in five of the last six seasons, helping each team finish in the NFL's top five in rushing and has been a part of career-highs in rushing in three of the past four seasons, helping Thomas Jones (1,402 yards in 2009), Michael Turner (1,699 yards in 2008) and LenDale White (1,110 yards in 2007) achieve the feat.

However, Hartsock also has had a unique connection with numerous highly-drafted young quarterbacks: Hartsock caught the first pass of his NFL career from No. 1 overall pick Peyton Manning (2004), the first pass of his Tennessee career from No. 3 overall pick Vince Young (2006), the first pass of his Atlanta career from No. 3 overall pick Matt Ryan (2008) and the first pass of his Jets career from No. 5 overall pick Mark Sanchez (2009). Only five of Hartsock's 29 career receptions have not come from a quarterback drafted in the draft's first five picks.

THE LONG ROAD

The Panthers have scored more touchdowns (21) and nearly as many points (190) in the first nine games of the 2011 season than in all of 2010 (17, 196).

The touchdowns, however, have not come without work as the Panthers have 13 touchdown drives of 80-or-more yards, tied for most in the NFL. The team's average touchdown drive length is 73.9 yards. The team's shortest touchdown scoring drive is 49 yards accomplished in Week Eight vs. Minnesota (10/30).

In 2010, the Panthers produced eight touchdown drives of 80-or-more yards.

TOUCHDOWN DRIVES OF 80+ yards, 2011

Team	Drives
Carolina	13
Green Bay	13
Houston	13
New England	13
New Orleans	12
New York Giants	12

A FAMILIAR FACE



Ricky Proehl

Ricky Proehl spent 17 seasons as an NFL player, including three with the Carolina Panthers from 2003-05. This season, Proehl returns to the Panthers as a member of the coaching staff as an offensive consultant working primarily with wide receivers coach Fred Graves.

In three seasons with the Panthers, Proehl tallied 86 catches for 1,327 yards and eight touchdowns and was a member of two playoff teams. He is responsible for one of the most well-known plays in franchise history when in the 2003 season opener vs. Jacksonville, his first game with Carolina, Proehl caught a 12-yard touchdown on fourth down with 16 seconds left to cap a come-from-behind win and propel the Panthers on their Super Bowl run.

Noted for the example he set for young players with his hard work and veteran leadership, Proehl draws on his experience as he helps tutor one of the NFL's youngest receiving corps.

In his career, Proehl played in 244 games with 110 starts for Phoenix/Arizona, St. Louis, Seattle, Chicago, Carolina and Indianapolis. Proehl was a member of four Super Bowl teams, including championship teams with the Rams and Colts. He finished his career with 669 catches for 8,878 yards and 54 TDs.

HURRICANE REUNION

When tight end Jeremy Shockey, a free agent acquisition this offseason, joined the Panthers for training camp he saw at least one familiar face in Panthers offensive coordinator Rob Chudzinski. Chudzinski coached Shockey at the University of Miami from 2000-01, first as tight ends coach in 2000 and then as offensive coordinator for the Hurricanes National Championship team in 2001.

That season, Shockey was prominently featured in the Hurricanes offense under Chudzinski, leading the team with 40 catches for 519 yards and seven touchdowns as Miami finished a perfect 12-0, including a convincing 37-14 victory over Nebraska in the National Championship at the Rose Bowl in Pasadena, Calif. The Hurricanes led the game 34-0 at halftime. Shockey earned first-team All-America honors from CNNSI.com, was one of three finalists for the John Mackey Award given to the nation's best tight end, and earned unanimous first-team All-Big East recognition.




Tight end Jeremy Shockey and offensive coordinator Rob Chudzinski at the University of Miami.

DYNAMIC (TIGHT END) DUO

In Week Eight vs. Minnesota (10/30), the combination of tight ends Greg Olsen and Jeremy Shockey combined for five receptions for 74 yards and two touchdowns. They became the first pair of tight ends to score in the same game for Carolina since Dante Rosario and Christian Fauria at Tampa Bay (12/30/07).

Through nine games, Olsen ranks second on the team with 34 catches for 404 yards and Shockey is fourth with 24 receptions for 311 yards and one touchdown. Together, they have caught 58 passes for 715 yards and five touchdowns. With seven games remaining, that already represents the most receptions, receiving yards and touchdowns by the Panthers tight ends since 2009.

GET IT TO GREG



Greg Olsen

Tight end Greg Olsen joined the Panthers at the start of training camp in a trade with the Chicago Bears. The five-year veteran teams with Jeremy Shockey to form a dynamic tight end duo in Carolina's offense. Since 2009, Olsen has recorded 135 catches for 1,420 yards with 17 touchdowns. The touchdown total places Olsen fifth among NFL tight ends in during that time period.

This season, Olsen ranks second on the team with 34 catches for 404 yards and four touchdowns. He scored his first touchdown as a Panther – a game-winner – in Week Three vs. Jacksonville (9/25/11). Olsen followed up the touchdown with a two-point conversion catch, the first successful two-point conversion attempt by the Panthers since DeAngelo Williams ran for one vs. Miami (11/19/09).

NFL TIGHT ENDS LEADERS, TOUCHDOWNS 2009-11

Player	TDs
Vernon Davis (SF)	24
Antonio Gates (SD)	20
Tony Gonzalez (ATL)	18
Rob Gronkowski (NE)	18
Greg Olsen (CAR)	17

TOP END TIGHT END



Jeremy Shockey

Jeremy Shockey has established himself as one of the most productive tight ends in the NFL. Shockey, in his 10th NFL season and first with the Panthers, ranks fourth among active tight ends with 534 receptions and 5,999 receiving yards and is sixth with 34 touchdown receptions.

The four-time Pro Bowl selection has caught a pass in all 130 regular season games he has played, the second-longest current streak among active tight ends behind Atlanta's Tony Gonzalez (172).

ACTIVE NFL LEADERS, RECEPTIONS AMONG TIGHT ENDS

Player	Receptions
Tony Gonzalez (ATL)	1,114
Jason Witten (DAL)	666
Antonio Gates (SD)	559
Jeremy Shockey (CAR)	534
Todd Heap (ARI)	480

FAMILY TIES

The Panthers coaching staff includes three members – Mike Shula, Sam Mills III and Scott Turner – whose fathers are prominent football figures.



Mike Shula

Shula, the Panthers quarterbacks coach, is the son of Don Shula, the NFL leader in career coaching victories with 347. Don Shula led the Miami Dolphins to two Super Bowl victories, including a perfect 17-0 season in 1972. “He’s an unbelievable sounding board,” Mike said of his father, now 81. “Whenever I’ve had to ask tough questions, I’ve always gone to him first because he’s not going to give me the answer that I want to hear – he’s going to give me the answer that I need to hear.”



Sam Mills, III

The Panthers defensive quality control and assistant defensive line coach, **Mills**, is the son of former Panthers linebacker and linebackers coach Sam Mills, Jr., who lost an inspiring battle with cancer six years ago. A starting linebacker on the Panthers inaugural team in 1995, Sam Mills, Jr., propelled the Panthers to their first victory with an interception return for a touchdown against the New York Jets (10/15/95) and he is the only player in the team’s Hall of Honor. He was a member of the team’s coaching staff from 1998-2004. “It’s an honor, especially around here with how he was able to touch people’s lives,” Mills III, said. “I hope that I can live up to it.”



Scott Turner

Turner serves as the Panthers offensive quality control coach and is the son of current San Diego Chargers head coach Norv Turner. Norv Turner is one of just six coaches to lead a team to a conference championship in his first season, and he helped the Dallas Cowboys win back-to-back Super Bowls as an offensive coordinator in the 1990s. “He’s obviously had the biggest influence of anybody on me,” Scott said of his father. “I ask him questions about football all the time, and it’s not just X’s and O’s but it’s decision-making, philosophy, stuff like that that you can’t see necessarily from watching tape.”

TEAMMATES AT ALL LEVELS



Panthers safety Jermale Hines and practice squad offensive lineman Bryant Browning are extremely familiar with each other, having played together through three levels of football – high school, college and the NFL.



Before playing together as rookies with the Panthers this season, Hines and Browning were teammates at Glenville High School in Cleveland, Ohio, and at Ohio State University.

At Glenville, Hines and Browning were coached by Ted Ginn, Sr., the father of NFL wide receiver Ted Ginn, Jr.

Browning came to Ohio State in 2006 and redshirted as a true freshman before playing in 52 games with 40 starts from 2007-10. Hines attended Ohio State from 2007-10, playing in 44 games with 29 starts for the Buckeyes. While the two were together at Ohio State from 2007-10, the Buckeyes earned at least a share of the Big Ten Conference title each season and competed in four BCS Bowl Games, winning two.

Hines and Browning began their NFL careers together with the St. Louis Rams. Hines was selected in the fifth round of the 2011 NFL Draft by the Rams and Browning was signed as an undrafted rookie free agent. Browning joined the Panthers off waivers in August and Hines was claimed by the Panthers off waivers in October after a brief stint with Indianapolis.

ACROSS THE SEA



Richie Brockel


Panthers tight end Richie Brockel spent part of his offseason in Austria against international competition as a member of the United States national team at the fourth International Federation of American Football (IFAF) Men’s Senior World Championship.

At the World Championship, held in July, the United States defeated Canada, 50-7, in the gold medal game. Eight nations from four continents – Australia, Austria, Canada, France, Germany, Japan, Mexico and the United States – competed during the nine-day event which is held every four years.

The 45-man U.S. roster defeated Australia (61-0), Germany (48-7) and Mexico (17-7) to win Group A and advance to the championship game.

Brockel, who contributed seven catches for 71 yards during the tournament, said his participation in the tournament played a role in his ability to make the Panthers active roster. “I kind of had a leg up in training camp because I had just come off playing football; nobody else could say they had done that, said Brockel. “I definitely think that helped me out – having a little bit of a feel for the game coming in. I had just played a couple weeks earlier and your footwork is better, you’re used to hitting a little bit already.”

ANDERSON LEADS LINEBACKERS



James Anderson

Linebacker James Anderson has played in 75 career games, the most by a linebacker in Panthers history. Anderson set the record in Week Six at Atlanta (10/16) when he played in his 72nd career game and marked the milestone by producing a career-high 16 tackles against the Falcons, surpassing his previous career high of 15 tackles at New Orleans (10/3/10).

Anderson has started all nine games for the Panthers this season and leads the team with 94 tackles.

Anderson began the season as the Panthers starter at weak-side linebacker but after injuries to defensive captains Jon Beason and Thomas Davis, Anderson has been called on to take more of a leadership role and has moved to strongside linebacker, a position he manned all of 2010.

That season, Anderson started 15 games for the Panthers and finished second on the team with a career-high 154 tackles.

SAFETY NET



Charles Godfrey

Charles Godfrey and Sherrod Martin form a solid safety tandem for the Panthers and the duo has shown a knack for creating turnovers. In 2011, Godfrey and Martin have combined for three of the Panthers five interceptions. Martin has made two interceptions and Godfrey has made one. Godfrey ranks second on the team with 53 tackles. Martin has produced 32 tackles.

In 2010, Godfrey and Martin combined for seven takeaways, including six interceptions and one fumble recovery. Godfrey registered a career-high and team-leading five interceptions. The five interceptions were the most by a Panther since 2005 when Chris Gamble recorded seven and Ken Lucas tallied six.

In his first season as a full-time starter, Martin recorded one interception, two forced fumbles and one fumble recovery.



Sherrod Martin

GOOD GAMBLE




Chris Gamble

In Week 10 vs. Tennessee (11/13), cornerback Chris Gamble became the Panthers' all-time leader with 26 interceptions with a third-quarter interception of Tennessee quarterback Matt Hasselbeck. He broke a tie with Eric Davis, who picked off 25 passes from 1996-2000. Gamble also ranks second in team history with 326 interception return yards and is tied for second with two interception returns for touchdowns

behind Mike Minter with 418 interception return yards and four interception returns for touchdowns. Gamble has led or tied for the team lead in interceptions in five of his seven seasons with Carolina since being selected in the first round in 2004 and is tied for first this year with two.

JOHNSON ANCHORS DEFENSIVE LINE



Charles Johnson

Defensive end Charles Johnson has seven sacks in eight games this season, continuing the success he had in 2010. Johnson has recorded 15 sacks in the last 16 games. Johnson's seven sacks are tied for ninth in the NFL this season.

Last season, Johnson led the Panthers with a career-high 11.5 sacks to become only the fifth player in franchise history to register 10 sacks in a season. Johnson joined Kevin Greene, Julius Peppers, Mike Rucker and Lamar Lathon in the double-digit sack club.

Johnson's six consecutive games with a sack in 2010, dating from Week 11 versus Baltimore (11/21/10) to Week 16 at Pittsburgh (12/23/10), tied Greene's club record, established over the first six games of the 1998 season.

PLAYING HARD(Y)



Greg Hardy

Second-year defensive end Greg Hardy tallied his third sack of the season with a takedown of quarterback Drew Brees in Week Five vs. New Orleans (10/9). He is second on the team behind Charles Johnson with 11 quarterback pressures.

Hardy recorded a safety in Week Three vs. Jacksonville (9/25) when he sacked Jaguars quarterback Blaine Gabbert in the end zone in the first quarter. It represented Carolina's first safety since

Hardy blocked a Matt Dodge punt out of the end zone at the New York Giants (9/12/10). The Panthers have recorded six safeties in franchise history, and Hardy ranks first with two.

A sixth-round draft choice (175th overall) in 2010, Hardy has added 29 tackles, one forced fumble and a team-leading eight pass breakups this season.

CAPTAIN'S CHOICE



Captain Munnerlyn

In 2010, cornerback Captain Munnerlyn posted career highs in games played (16), starts (5), tackles (47), passes defended (10) and interceptions (3), including one returned for a touchdown. Munnerlyn has followed up his career year with strong play in 2011, establishing a new career high with nine starts at right cornerback and ranking second with seven passes defended. He has added 35 tackles, 2.0 sacks and has forced and recovered a fumble.

Panthers head coach Ron Rivera singled out Munnerlyn for his play following the Panthers Week Three victory over Jacksonville (9/25/11). "I really can't say enough about what Captain Munnerlyn has done," Rivera said. "He's getting overlooked in this because Chris Gamble has played like a No. 1 corner. Chris was having a heck of a game up until the injury, but then Captain stepped up his play."

BAKER'S TREAT



Jason Baker

In Week 10 vs. Tennessee (11/13), punter Jason Baker generated a season-high gross average of 45.6 yards.

Baker is the Panthers' all-time leader with 543 punts and 163 punts inside the 20. He ranks second with a 43.95-yard gross punting average behind Todd Sauerbrun's 45.54 average.

In 2010, Baker finished with a gross average of 43.1 yards and net average of 36.5 yards with 22 punts inside the 20, seven touchbacks and long of 60 yards on 95 punts. The 95 punts equaled the third-highest single-season total in team history, previously accomplished by Tommy Barnhardt in 1995.

MARE BRINGS KICKING SUCCESS



Olindo Mare

In Week 10 vs. Tennessee, kicker Olindo Mare connected on one-of-two field goal attempts. He has been successful on 18-of-19 extra point opportunities and 14-of-18 field goal attempts for a team-leading 60 points this season. Mare ranks 15th in NFL history with 342 made field goals and 16th with 1,480 points scored. He has made 342-of-421 career field goals (81.2 percent)

In addition to being accurate, Mare has shown a strong leg on kickoffs. Since 1997, his first season on an NFL regular season roster, Mare has 266 touchbacks, the most in the NFL.

Versus Tennessee, Mare reached the end zone on one-of-two kickoffs with one touchback. The kickoff that did not reach the end zone was an onside kick to start the second half. He has placed 36-of-44 kickoffs in the end zone with 28 touchbacks this season.

NFL LEADERS, ALL-TIME POINTS SCORED, Nos. 14-18

Rank	Player	Pts	XPM	FGM
14	Eddie Murray, 1980-2000	1,594	538	352
15	Al Del Greco, 1984-2000	1,584	543	347
16	Olindo Mare 1997-	1,480	454	342
17	Steve Christie, 1990-2004	1,476	468	336
18	Pat Leahy, 1974-91	1,470	558	304

NFL LEADERS, ALL-TIME FIELD GOALS MADE, Nos. 12-16

Rank	Player	FGM
12	Ryan Longwell, 1997-	352
	Eddie Murray, 1980-2000	352
14	Al Del Greco, 1984-2000	347
15	Olindo Mare, 1997-	342
16	Steve Christie, 1990-2004	336

NFL LEADERS, TOUCHBACKS SINCE 1997

Player	Touchbacks
Olindo Mare (CAR)	266
Sebastian Janikowski (OAK)	196
Jason Hanson (DET)	180
David Akers (SF)	148
Neil Rackers (HOU)	143

CAROLINA ON MY MIND

The 2011 Carolina Panthers roster and coaching staff have a distinctive local feel. Four coaches and six players either hailed from North or South Carolina or played collegiately in the Carolinas.

Coaches with ties to the Carolinas (4)

Player/Coach	Position	Hometown/College
Warren Belin	Linebackers	Marshville, N.C. / Wake Forest University
Joe Kenn	Strength and Conditioning	Wake Forest University
Ricky Proehl	Offensive Consultant	Wake Forest University
John Settle	Running Backs	Reidsville, N.C. / Appalachian State University

Players with ties to the Carolinas (6)

Player/Coach	Position	Hometown/College
Armanti Edwards	Wide Receiver	Greenwood, S.C. / Appalachian State University
Jerome Felton	Fullback	Furman University
Omar Gaither	Linebacker	Charlotte, N.C.
Captain Munnerlyn	Cornerback	University of South Carolina
Eric Norwood	Defensive End	University of South Carolina
Travelle Wharton	Guard	Fountain Inn, S.C. / University of South Carolina



ROSTER RUNDOWN

Here's a look at Carolina's active roster heading into this weekend's game vs. Detroit:

Rookies and first-year players	13
Players with three years or less NFL experience	27
Players age 30 or older	8
Players drafted by Carolina	28
Average age	25.8

Other roster notables

Original Draftees	28-Anderson, Bernadeau, Clausen, Connor, A. Edwards, Fua, Gamble, Godfrey, Goodson, Gross, Hangartner, Hardy, Johnson, Kalil, LaFell, Martin, T. McClain, Munnerlyn, Newton, Norwood, Pilares, Pugh, Smith, Stanford, Stewart, Wharton, D. Williams, Ziemba.
2011 Draftees	5-Fua, McClain, Newton, Pilares, Ziemba
Oldest Player on roster	Olindo Mare - 38 years old (06/06/73)
Youngest Player on roster	Cam Newton - 22 years old (5/11/89)
Most experience	15 seasons - Olindo Mare
Tallest player(s) on roster	Derek Anderson, Jeff Otah, Lee Ziemba - 6' 6"
Shortest player(s) on roster	Captain Munnerlyn - 5' 8"
The college that is represented the most:	Four schools with three players - Ohio State, South Carolina, Texas A&M and Utah
Players not from FBS schools	7-Mackenzey Bernadeau (Bentley), Armanti Edwards (Appalachian State), Jerome Felton (Furman), Frank Kearse (Alabama A&M), Jordan Senn (Portland State), Reggie Wells (Clarion); Jason Williams (Western Illinois).

CAROLINA PANTHERS 2011 TRANSACTIONS

1-Jan	LB	Thomas Williams	Free agent signing	3-Sep	WR	Darvin Adams	Waived
4-Jan	T	Jacob Bender	Free agent signing	3-Sep	T	Jacob Bender	Waived
4-Jan	DT	Tommie Duhart	Free agent signing	3-Sep	CB	Kendric Burney	Waived
4-Jan	WR	Trent Guy	Free agent signing	3-Sep	DE	Ugo Chinasa	Waived
4-Jan	RB	Josh Vaughan	Free agent signing	3-Sep	FB	Tony Fiammetta	Waived
4-Jan	LB	Sean Ware	Free agent signing	3-Sep	C	John Gianninoto	Waived
5-Jan	DT	Louis Ellis	Free agent signing	3-Sep	S	Michael Greco	Waived
3-Mar	TE	Jeremy Shockey	Free agent signing	3-Sep	DT	Nick Hayden	Waived
28-Apr	QB	Cam Newton	Drafted (1)	3-Sep	DT	Corvey Irvin	Waived
29-Apr	DT	Terrell McClain	Drafted (3a)	3-Sep	CB	Shevis Jackson	Waived
29-Apr	DT	Sione Fua	Drafted (3b)	3-Sep	K	Adi Kunalic	Waived
30-Apr	CB	Brandon Hogan	Drafted (4)	3-Sep	WR	Charly Martin	Waived
30-Apr	WR	Kealoha Pilares	Drafted (5)	3-Sep	CB	Robert McClain	Waived
30-Apr	LB	Lawrence Wilson	Drafted (6a)	3-Sep	C	Ryan Pugh	Waived
30-Apr	OL	Zack Williams	Drafted (6b)	3-Sep	DT	DelJuan Robinson	Waived
30-Apr	T	Lee Ziemba	Drafted (7)	3-Sep	TE	Greg Smith	Waived
29-Jul	DE	Tyler Brayton	Released	3-Sep	RB	Tyrell Sutton	Waived
29-Jul	K	John Kasay	Released	3-Sep	DE	Malcolm Tatum	Waived
29-Jul	TE	Greg Olsen	Acquired in trade	3-Sep	RB	Josh Vaughan	Waived
29-Jul	DE	Hilee Taylor	Waived	3-Sep	LB	Sean Ware	Waived
30-Jul	WR	Darvin Adams	Undrafted rookie free agent signing	3-Sep	WR	Jamorris Warren	Waived
30-Jul	T	Byron Bell	Undrafted rookie free agent signing	3-Sep	LB	Lawrence Wilson	Waived
30-Jul	CB	Kendric Burney	Undrafted rookie free agent signing	3-Sep	CB	C.J. Wilson	Released
30-Jul	DE	Ugo Chinasa	Undrafted rookie free agent signing	3-Sep	WR	Wallace Wright	Released
30-Jul	C	John Gianninoto	Undrafted rookie free agent signing	3-Sep	CB	Brandon Hogan	Physically unable to perform
30-Jul	DE	Thomas Keiser	Undrafted rookie free agent signing	3-Sep	T	Garry Williams	Injured reserve
30-Jul	K	Adi Kunalic	Undrafted rookie free agent signing	4-Sep	WR	Seyi Ajirotutu	Claimed off waivers (SD)
30-Jul	C	Ryan Pugh	Undrafted rookie free agent signing	4-Sep	S	Stevie Brown	Claimed off waivers (OAK)
30-Jul	P	Anthony Santella	Undrafted rookie free agent signing	4-Sep	DE	George Selvie	Claimed off waivers (STL)
30-Jul	WR	Brandon Smith	Undrafted rookie free agent signing	4-Sep	CB	Josh Thomas	Claimed off waivers (DAL)
30-Jul	TE	Greg Smith	Undrafted rookie free agent signing	4-Sep	DE	Everette Brown	Waived
30-Jul	DE	Malcolm Tatum	Undrafted rookie free agent signing	4-Sep	G	Bryant Browning	Waived
30-Jul	WR	Jamorris Warren	Undrafted rookie free agent signing	4-Sep	WR	David Clowney	Waived
30-Jul	TE	Richie Brockel	Free agent signing	4-Sep	DE	Thomas Keiser	Waived
30-Jul	CB	Cletis Gordon	Free agent signing	4-Sep	S	Kevin Payne	Released
30-Jul	S	De'von Hall	Free agent signing	5-Sep	C	Geoff Hangartner	Free agent signing
30-Jul	TE	Ben Hartsock	Free agent signing	5-Sep	G	Max Jean-Gilles	Free agent signing
30-Jul	S	Kevin Payne	Free agent signing	5-Sep	S	Sean Considine	Released
30-Jul	S	Sean Considine	Unrestricted free agent signing (JAX)	5-Sep	G	C.J. Davis	Waived/Injured
30-Jul	DT	Ron Edwards	Unrestricted free agent signing (KC)	5-Sep	WR	Darvin Adams	Practice squad signing
30-Jul	K	Olindo Mare	Unrestricted free agent signing (SEA)	5-Sep	CB	Kendric Burney	Practice squad signing
30-Jul	LB	James Anderson	Unrestricted free agent re-signing	5-Sep	C	Jeff Byers	Practice squad signing
30-Jul	DE	Charles Johnson	Unrestricted free agent re-signing	5-Sep	TE	Greg Smith	Practice squad signing
30-Jul	RB	DeAngelo Williams	Unrestricted free agent re-signing	5-Sep	RB	Josh Vaughan	Practice squad signing
30-Jul	LB	Jon Beason	Extension signing	5-Sep	LB	Lawrence Wilson	Practice squad signing
30-Jul	LB	Thomas Davis	Extension signing	6-Sep	G	Bryant Browning	Practice squad signing
30-Jul	S	Michael Greco	Claimed off waivers (GB)	6-Sep	DE	Thomas Keiser	Practice squad signing
30-Jul	LB	Kelvin Smith	Claimed off waivers (DAL)	7-Sep	CB	Darius Butler	Claimed off waivers (NE)
31-Jul	LB	Omar Gaither	Unrestricted free agent signing (PHI)	7-Sep	S	Sean Considine	Free agent signing
31-Jul	TE	Greg Olsen	Extension signing	7-Sep	S	Stevie Brown	Waived
31-Jul	CB	C.J. Wilson	Unrestricted free agent re-signing	9-Sep	G	Max Jean-Gilles	Released
1-Aug	S	De'von Hall	Waived	9-Sep	G	C.J. Davis	Waived/Injured
2-Aug	QB	Derek Anderson	Free agent signing	9-Sep	S	Charles Godfrey	Extension Signing
5-Aug	CB	Chevis Jackson	Claimed off waivers	13-Sep	LB	Jon Beason	Injured reserve
6-Aug	WR	Legedu Naanee	Unrestricted free agent signing (SD)	13-Sep	DT	Ronald Fields	Free agent signing
6-Aug	WR	Brandon Smith	Waived	13-Sep	G	Reggie Wells	Free agent signing
7-Aug	G	Bryant Browning	Claimed off waivers (STL)	19-Sep	LB	Thomas Davis	Injured reserve
7-Aug	LB	Kelvin Smith	Waived/Injured	19-Sep	LB	Jason Phillips	Claimed off waivers (BAL)
11-Aug	DT	DelJuan Robinson	Free agent signing	20-Sep	G	Reggie Wells	Released
11-Aug	DT	Ron Edwards	Injured reserve	20-Sep	DT	Frank Kearse	Free agent signing
26-Aug	DT	Kentwan Balmer	Claimed off waivers (SEA)	4-Oct	CB	Kendric Burney	Terminated from practice squad
27-Aug	LS	Chris Massey	Free agent signing	4-Oct	LB	Kion Wilson	Practice squad signing
27-Aug	DT	Tommie Duhart	Waived	4-Oct	S	Sean Considine	Released
27-Aug	DT	Louis Ellis	Waived	4-Oct	S	Jermale Hines	Claimed off waivers (IND)
27-Aug	WR	Trent Guy	Waived	5-Oct	DE	George Selvie	Waived
27-Aug	P	Anthony Santella	Waived	5-Oct	DE	Antwan Applewhite	Free agent signing
30-Aug	TE	Gary Barnidge	Injured reserve	19-Oct	T	Jeff Otah	Injured reserve
30-Aug	WR	David Gettis	Injured reserve	19-Oct	T	Reggie Wells	Free agent signing
30-Aug	G	Geoff Schwartz	Injured reserve	8-Nov	CB	Brandon Hogan	Activated from physically unable to per-
30-Aug	C	Zack Williams	Injured reserve	form			
30-Aug	QB	Tony Pike	Waived/Injury settlement	8-Nov	DE	Thomas Keiser	Free agent signing
30-Aug	G	Duke Robinson	Waived/Injured	8-Nov	DT	Ronald Fields	Waived
30-Aug	LS	Chris Massey	Released	8-Nov	LB	Thomas Williams	Injured reserve
31-Aug	FB	Jerome Felton	Claimed off waivers (DET)	8-Nov	LB	Lawrence Wilson	Terminated from practice squad
31-Aug	FB	Rashawn Jackson	Waived	8-Nov	LB	Phillip Dillard	Practice squad signing
1-Sep	DT	Kentwan Balmer	Waived	8-Nov	DT	Jason Shirley	Practice squad signing

CAROLINA PANTHERS UNOFFICIAL DEPTH CHART

OFFENSE

WR	89 Steve Smith	14 Armanti Edwards	19 Seyi Ajirotutu
TE	80 Jeremy Shockey	84 Ben Hartsock	
LT	69 Jordan Gross	78 Reggie Wells	
LG	70 Travelle Wharton	78 Reggie Wells	
C	67 Ryan Kalil	73 Mackenzy Bernadeau	
RG	63 Geoff Hangartner	73 Mackenzy Bernadeau	
RT	<u>77 Byron Bell</u>	75 Lee Ziemba	
TE	88 Greg Olsen	47 Richie Brockel	
WR	17 Legedu Naanee	11 Brandon LaFell	<u>81 Kealoha Pilares</u>
QB	<u>1 Cam Newton</u>	3 Derek Anderson	2 Jimmy Clausen
RB/FB	34 DeAngelo Williams	28 Jonathan Stewart	33 Mike Goodson
		45 Jerome Felton	47 Richie Brockel

DEFENSE

LDE	76 Greg Hardy	92 Eric Norwood	<u>98 Thomas Keiser</u>
DT	<u>97 Terrell McClain</u>	68 Andre Neblett	
NT	<u>94 Sione Fua</u>	99 Frank Kears	
RDE	95 Charles Johnson	93 Antwan Applewhite	
SLB	50 James Anderson	57 Jordan Senn	
MLB	55 Dan Connor	57 Jordan Senn	
WLB	59 Omar Gaither	53 Jason Phillips	54 Jason Williams
LCB	20 Chris Gamble	27 Darius Butler	<u>22 Josh Thomas</u>
RCB	41 Captain Munneryn	25 R.J. Stanford	<u>21 Brandon Hogan</u>
SS	30 Charles Godfrey	<u>36 Jermale Hines</u>	
FS	23 Sherrod Martin	29 Jordan Pugh	

SPECIAL TEAMS

PK	10 Olindo Mare		
P	7 Jason Baker		
KO	10 Olindo Mare		
H	7 Jason Baker		
PR	14 Armanti Edwards	81 Kealoha Pilares	41 Captain Munneryn
KOR	<u>81 Kealoha Pilares</u>	29 Jordan Pugh	33 Mike Goodson
LS	44 J.J. Jansen		

ROOKIES Underlined

PANTHERS PRONUNCIATION

SEYI AJIROTUTU.....	Shay-EE Ah-JEER-ah-two-two	OLINDO MARE.....	O-LIND-o MAR-ray
Mackenzy BERNADEAU.....	burr-NAR-doe	LEGEDU NAANEE.....	LEG-ah-doo nah-NAY
ARMANTI Edwards.....	are-MAUN-tee	KEALOHA PILARES.....	KAY-ah-low-hah pih-LAR-us
SIONE FUA.....	see-OWN-ay foo-AH	Lee ZIEMBA.....	ZIM-buh
Brandon LAFELL.....	la-FELL		
SHERROD Martin.....	shuh-ROD		

CAROLINA PANTHERS ALPHABETICAL ROSTER

No	Name	Pos	Ht	Wt	D/O/B	Age	Exp	College	Hometown	How Acq	GP/GS/DNP/IA
19	Ajirotutu, Seyi	WR	6-3	211	06/12/87	24	2	Fresno State	El Dorado Hills, Calif.	VW '11 (SD)	9/0/0/0
3	Anderson, Derek	QB	6-6	235	06/15/83	28	6	Oregon State	Portland, Ore.	FA '11	0/0/9/0
50	Anderson, James	LB	6-2	235	09/26/83	28	6	Virginia Tech	Chesapeake, Va.	D3a '06	9/9/0/0
93	Applewhite, Antwan	DE	6-3	258	12/31/85	25	4	San Diego State	Los Angeles, Calif.	FA '11	5/0/0/0
7	Baker, Jason	P	6-2	205	05/17/78	33	11	Iowa	Fort Wayne, Ind.	TR'05 (DEN)	9/0/0/0
77	Bell, Byron	T	6-5	339	01/17/89	22	R	New Mexico	Greenville, Texas	FA '11	9/5/0/0
73	Bernadeau, Mackenzy	G	6-4	308	01/03/86	25	4	Bentley	Waltham, Mass.	D7c '08	8/0/1/0
47	Brockel, Richie	TE	6-1	251	07/24/86	25	1	Boise State	Phoenix, Ariz.	FA '11	4/0/0/5
27	Butler, Darius	CB	5-10	190	03/18/86	25	3	Connecticut	Tamarac, Florida	VW '11 (NE)	8/4/0/1
2	Clausen, Jimmy	QB	6-2	222	09/21/87	24	2	Notre Dame	Thousand Oaks, Calif.	D2 '10	0/0/0/8
55	Connor, Dan	LB	6-2	231	11/02/85	26	4	Penn State	Wallingford, Pa.	D3b '08	9/5/0/0
14	Edwards, Armanti	WR	5-11	182	03/08/88	23	2	Appalachian State	Greenwood, S.C.	D3b '10	9/0/0/0
45	Felton, Jerome	FB	6-0	246	07/03/86	25	4	Furman	Madisonville, Tenn.	VW '11 (DET)	8/1/0/1
94	Fua, Sione	DT	6-2	308	06/15/88	23	R	Stanford	Encino, Calif.	D3b '11	9/9/0/0
59	Gaither, Omar	LB	6-2	235	03/18/84	27	6	Tennessee	Charlotte, N.C.	UFA '11 (PHI)	7/3/0/2
20	Gamble, Chris	CB	6-1	200	03/11/83	28	8	Ohio State	Sunrise, Fla.	D1 '04	8/8/0/1
30	Godfrey, Charles	S	5-11	205	11/15/85	27	4	Iowa	Baytown, Texas	D3a '08	8/8/0/1
33	Goodson, Mike	RB	6-0	212	05/23/87	24	3	Texas A&M	Klein, Texas	D4b '09	4/0/0/5
69	Gross, Jordan	T	6-4	305	07/20/80	31	9	Utah	Fruitland, Idaho	D1 '03	9/9/0/0
63	Hangartner, Geoff	C	6-5	301	04/22/82	29	7	Texas A&M	New Braunfels, Texas	FA '11	9/9/0/0
76	Hardy, Greg	DE	6-4	277	07/28/88	23	2	Mississippi	Millington, Tenn.	D6a '10	9/9/0/0
84	Hartsock, Ben	TE	6-4	270	07/05/80	31	8	Ohio State	Chillicothe, Ohio	FA '11	8/1/0/1
36	Hines, Jermale	S	6-1	218	11/11/87	24	R	Ohio State	Cleveland, Ohio	VW '11 (IND)	5/0/0/0
21	Hogan, Brandon	CB	5-10	192	04/01/88	23	R	West Virginia	Manassas, Va.	D4 '11	0/0/0/1
44	Jansen, J.J.	LS	6-2	256	01/20/86	25	4	Notre Dame	Phoenix, Ariz.	TR '09 (GB)	9/0/0/0
95	Johnson, Charles	DE	6-2	275	07/10/86	25	5	Georgia	Hawkinsville, Ga.	D3 '07	9/9/0/0
67	Kalil, Ryan	C	6-2	295	03/29/85	26	5	Southern California	Corona, Calif.	D2b '07	9/9/0/0
99	Kearse, Frank	DT	6-3	325	10/28/88	23	R	Alabama A&M	Savannah, Ga.	FA '11	1/0/0/6
98	Keiser, Thomas	DE	6-3	261	03/28/89	22	R	Stanford	Wexford, Pa.	FA '11	1/0/0/0
11	LaFell, Brandon	WR	6-2	211	11/04/86	25	2	Louisiana State	Houston, Texas	D3a '10	9/0/0/0
10	Mare, Olindo	K	5-11	192	06/06/73	38	15	Syracuse	Cooper City, Fla.	UFA '11 (SEA)	9/0/0/0
23	Martin, Sherrod	S	6-1	198	10/12/84	27	3	Troy	Griffin, Ga.	D2b '09	9/9/0/0
97	McClain, Terrell	DT	6-2	291	07/20/88	23	R	South Florida	Pensacola, Fla.	D3a '11	9/9/0/0
41	Munnerlyn, Captain	CB	5-8	186	04/10/88	23	3	South Carolina	Mobile, Ala.	D7 '09	9/9/0/0
17	Naanee, Legeduo	WR	6-2	220	09/16/83	28	5	Boise State	Portland, Ore.	UFA '11 (SD)	9/7/0/0
68	Neblett, Andre	DT	6-0	295	06/07/88	23	2	Temple	Rahway, N.J.	FA '10	6/0/0/3
1	Newton, Cam	QB	6-5	248	05/11/89	22	R	Auburn	College Park, Ga.	D1 '11	9/9/0/0
92	Norwood, Eric	DE	6-1	241	05/24/88	23	2	South Carolina	Kennesaw, Ga.	D4 '10	9/0/0/0
88	Olsen, Greg	TE	6-5	255	03/11/85	26	5	Miami (FL)	Wayne, N.J.	TR '11 (CHI)	9/9/0/0
53	Phillips, Jason	LB	6-1	242	02/14/86	25	3	Texas Christian	Waller, Texas	VW '11 (BAL)	4/0/0/3
81	Pilares, Kealoha	WR	5-10	201	02/20/88	23	R	Hawaii	Honolulu, Hawaii	D5 '11	6/0/0/3
29	Pugh, Jordan	S	5-11	196	01/29/88	23	2	Texas A&M	Plano, Texas	D6c '10	7/1/0/2
57	Senn, Jordan	LB	5-11	224	06/11/84	27	4	Portland State	Beaverton, Ore	FA '09	9/0/0/0
80	Shockey, Jeremy	TE	6-5	251	08/18/80	31	10	Miami (FL)	Ada, Okla.	FA '11	9/9/0/0
89	Smith, Steve	WR	5-9	185	05/12/79	32	11	Utah	Los Angeles, Calif.	D3 '01	9/9/0/0
25	Stanford, R.J.	CB	5-10	183	05/06/88	23	1	Utah	Chino, Calif.	D7a '10	5/0/3/1
28	Stewart, Jonathan	RB	5-10	235	03/21/87	24	4	Oregon	Lacey, Wash.	D1a '08	9/0/0/0
22	Thomas, Josh	CB	5-10	191	05/03/89	22	R	Buffalo	Cedar Hills, Texas	VW '11 (DAL)	2/0/4/3
78	Wells, Reggie	T	6-4	318	11/03/80	31	9	Clarion	South Park, Penn.	FA '11	3/0/0/1
70	Wharton, Travelle	G	6-4	312	05/19/81	30	8	South Carolina	Fountain Inn, S.C.	D3 '04	9/9/0/0
34	Williams, DeAngelo	RB	5-9	217	04/25/83	28	6	Memphis	Wynne, Ark.	D1a '06	9/9/0/0
54	Williams, Jason	LB	6-1	244	04/23/86	25	3	Western Illinois	Chicago, Ill.	VW '10 (DAL)	7/2/0/2
75	Ziembra, Lee	T	6-6	318	03/29/89	22	R	Auburn	Rogers, Ark.	D7 '11	1/0/1/7

Injured Reserve

82	Barnidge, Gary	TE	6-5	247	09/22/85	26	4	Louisville	Middleburg, Fla.	D5 '08	0/0/0/0
52	Beason, Jon	LB	6-0	237	01/14/85	26	5	Miami (FL)	Miramar, Fla.	D1 '07	1/1/0/0
58	Davis, Thomas	LB	6-0	240	03/22/83	28	7	Georgia	Shellman, Ga.	D1 '05	2/2/0/0
96	Edwards, Ron	DT	6-3	315	07/12/79	32	11	Texas A&M	Columbus, Ohio	UFA '11 (KC)	0/0/0/0
12	Gettis, David	WR	6-3	216	08/27/87	24	2	Baylor	Los Angeles, Calif.	D6b '10	0/0/0/0
25	Gordon, Cletis	CB	6-1	212	04/23/83	28	5	Jackson State	Amite, La.	FA '11	0/0/0/0
79	Otah, Jeff	T	6-6	330	06/17/86	25	4	Pittsburgh	New Castle, Del.	D1b '08	4/4/0/2
74	Schwartz, Geoff	T	6-6	331	07/11/86	25	3	Oregon	Los Angeles, Calif.	D7b '07	0/0/0/0
65	Williams, Garry	T	6-3	296	08/20/86	25	3	Kentucky	Louisville, Ky.	FA '09	0/0/0/0
56	Williams, Thomas	LB	6-1	240	12/25/84	26	2	Southern California	Vacaville, Calif.	FA '10	7/2/0/1
64	Williams, Zack	C	6-3	309	12/27/88	22	R	Washington State	Pasadena, Calif.	D6b '11	0/0/0/0

Practice Squad

86	Adams, Darwin	WR	6-2	194	01/05/90	21	R	Auburn	Canton, Miss.	FA '11	0/0/0/0
60	Browning, Bryant	G	6-4	313	06/26/88	23	R	Ohio State	Cleveland, Ohio	VW '11 (STL)	0/0/0/0
62	Byers, Jeff	C	6-4	301	09/07/85	26	1	Southern California	Fort Collins, Colo.	FA '11	0/0/0/0
46	Dillard, Phillip	LB	6-2	252	12/10/86	24	2	Nebraska	Tulsa, Okla.	FA '11	0/0/0/0
71	Shirley, Jason	DT	6-5	345	09/30/85	26	2	Fresno State	Fontana, Calif.	FA '11	0/0/0/0
85	Smith, Greg	TE	6-4	245	01/13/88	23	R	Texas	Greenbrae, Texas	FA '11	0/0/0/0
32	Vaughan, Josh	RB	6-0	232	12/03/86	24	1	Richmond	Richmond, Va.	FA '10	0/0/0/0
42	Wilson, Kion	LB	6-0	240	10/24/86	25	2	South Florida	Jacksonville, Fla.	FA '11	0/0/0/0

CAROLINA PANTHERS NUMERICAL ROSTER

No	Name	Pos	Ht	Wt	D/O/B	Age	Exp	College	Hometown	How Acq	GP/GS/DNP/IA
1	Cam Newton	QB	6-5	248	05/11/89	22	R	Auburn	College Park, Ga.	D1 '11	9/9/0/0
2	Jimmy Clausen	QB	6-2	222	09/21/87	24	2	Notre Dame	Thousand Oaks, Calif.	D2 '10	0/0/0/9
3	Derek Anderson	QB	6-6	235	06/15/83	28	6	Oregon State	Portland, Ore.	FA '11	0/0/9/0
7	Jason Baker	P	6-2	205	05/17/78	33	11	Iowa	Fort Wayne, Ind.	TR'05 (DEN)	9/0/0/0
10	Olindo Mare	K	5-11	192	06/06/73	38	15	Syracuse	Cooper City, Fla.	UFA '11 (SEA)	9/0/0/0
11	Brandon LaFell	WR	6-2	211	11/04/86	25	2	Louisiana State	Houston, Texas	D3a '10	9/0/0/0
14	Armanti Edwards	WR	5-11	182	03/08/88	23	2	Appalachian State	Greenwood, S.C.	D3b '10	9/0/0/0
17	Legeyua Naanee	WR	6-2	220	09/16/83	28	5	Boise State	Portland, Ore.	UFA '11 (SD)	9/7/0/0
19	Seyi Ajitrotutu	WR	6-3	211	06/12/87	24	2	Fresno State	El Dorado Hills, Calif.	WV '11 (SD)	9/0/0/0
20	Chris Gamble	CB	6-1	200	03/11/83	28	8	Ohio State	Sunrise, Fla.	D1 '04	8/8/0/1
21	Brandon Hogan	CB	5-10	192	04/01/88	23	R	West Virginia	Manassas, Va.	D4 '11	0/0/0/1
22	Josh Thomas	CB	5-10	191	05/03/89	22	R	Buffalo	Cedar Hills, Texas	WV '11 (DAL)	2/0/4/3
23	Sherrod Martin	S	6-1	198	10/12/84	27	3	Troy	Griffin, Ga.	D2b '09	9/9/0/0
25	R.J. Stanford	CB	5-10	183	05/06/88	23	1	Utah	Chino, Calif.	D7a '10	5/0/3/1
27	Darius Butler	CB	5-10	190	03/18/86	25	3	Connecticut	Tamarac, Florida	WV '11 (NE)	8/4/0/1
28	Jonathan Stewart	RB	5-10	235	03/21/87	24	4	Oregon	Lacey, Wash.	D1a '08	9/0/0/0
29	Jordan Pugh	S	5-11	196	01/29/88	23	2	Texas A&M	Plano, Texas	D6c '10	7/1/0/2
30	Charles Godfrey	S	5-11	205	11/15/85	27	4	Iowa	Baytown, Texas	D3a '08	8/8/0/1
33	Mike Goodson	RB	6-0	212	05/23/87	24	3	Texas A&M	Klein, Texas	D4b '09	4/0/0/5
34	DeAngelo Williams	RB	5-9	217	04/25/83	28	6	Memphis	Wynne, Ark.	D1a '06	9/9/0/0
36	Jermale Hines	S	6-1	218	11/11/87	24	R	Ohio State	Cleveland, Ohio	WV '11 (IND)	5/0/0/0
41	Captain Munnerlyn	CB	5-8	186	04/10/88	23	3	South Carolina	Mobile, Ala.	D7 '09	9/9/0/0
44	J.J. Jansen	LS	6-2	256	01/20/86	25	4	Notre Dame	Phoenix, Ariz.	TR '09 (GB)	9/0/0/0
45	Jerome Felton	FB	6-0	246	07/03/86	25	4	Furman	Madisonville, Tenn.	WV '11 (DET)	8/1/0/1
47	Richie Brockel	TE	6-1	251	07/24/86	25	1	Boise State	Phoenix, Ariz.	FA '11	4/0/0/5
50	James Anderson	LB	6-2	235	09/26/83	28	6	Virginia Tech	Chesapeake, Va.	D3a '06	9/9/0/0
53	Jason Phillips	LB	6-1	242	02/14/86	25	3	Texas Christian	Waller, Texas	WV '11 (BAL)	4/0/0/3
54	Jason Williams	LB	6-1	244	04/23/86	25	3	Western Illinois	Chicago, Ill.	WV '10 (DAL)	7/2/0/2
55	Dan Connor	LB	6-2	231	11/02/85	26	4	Penn State	Wallington, Pa.	D3b '08	9/5/0/0
57	Jordan Senn	LB	5-11	224	06/11/84	27	4	Portland State	Beaverton, Ore.	FA '09	9/0/0/0
59	Omar Gaither	LB	6-2	235	03/18/84	27	6	Tennessee	Charlotte, N.C.	UFA '11 (PHI)	7/3/0/2
63	Geoff Hangartner	C	6-5	301	04/22/82	29	7	Texas A&M	New Braunfels, Texas	FA '11	9/9/0/0
67	Ryan Kalil	C	6-2	295	03/29/85	26	6	Southern California	Corona, Calif.	D2b '07	9/9/0/0
68	Andre Neblett	DT	6-0	295	06/07/88	23	2	Temple	Rahway, N.J.	FA '10	6/0/0/3
69	Jordan Gross	T	6-4	305	07/20/80	31	9	Utah	Fruitland, Idaho	D1 '03	9/9/0/0
70	Travelle Wharton	G	6-4	312	05/19/81	30	8	South Carolina	Fountain Inn, S.C.	D3 '04	9/9/0/0
73	Mackenzey Bernadeau	G	6-4	308	01/03/86	25	4	Bentley	Waltham, Mass.	D7c '08	8/0/1/0
75	Lee Ziemba	T	6-6	318	03/29/89	22	R	Auburn	Rogers, Ark.	D7 '11	1/0/1/7
76	Greg Hardy	DE	6-4	277	07/28/88	23	2	Mississippi	Millington, Tenn.	D6a '10	9/9/0/0
77	Byron Bell	T	6-5	339	01/17/89	22	R	New Mexico	Greenville, Texas	FA '11	9/5/0/0
78	Reggie Wells	T	6-4	318	11/03/80	31	9	Clarion	South Park, Penn.	FA '11	3/0/0/1
80	Jeremy Shockey	TE	6-5	251	08/18/80	31	10	Miami (FL)	Ada, Okla.	FA '11	9/9/0/0
81	Kealoha Pilares	WR	5-10	201	02/20/88	23	R	Hawaii	Honolulu, Hawaii	D5 '11	6/0/0/3
84	Ben Hartsock	TE	6-4	270	07/05/80	31	8	Ohio State	Chillicothe, Ohio	FA '11	8/1/0/1
88	Greg Olsen	TE	6-5	255	03/11/85	26	5	Miami (FL)	Wayne, N.J.	TR '11 (CHI)	9/9/0/0
89	Steve Smith	WR	5-9	185	05/12/79	32	11	Utah	Los Angeles, Calif.	D3 '01	9/9/0/0
92	Eric Norwood	DE	6-1	241	05/24/88	23	2	South Carolina	Kennesaw, Ga.	D4 '10	9/0/0/0
93	Antwan Applewhite	DE	6-3	258	12/31/85	25	4	San Diego State	Los Angeles, Calif.	FA '11	5/0/0/0
94	Sione Fua	DT	6-2	308	06/15/88	23	R	Stanford	Encino, Calif.	D3b '11	9/9/0/0
95	Charles Johnson	DE	6-2	275	07/10/86	25	5	Georgia	Hawkinsville, Ga.	D3 '07	9/9/0/0
97	Terrell McClain	DT	6-2	291	07/20/88	23	R	South Florida	Pensacola, Fla.	D3a '11	9/9/0/0
98	Thomas Keiser	DE	6-3	261	03/28/89	22	R	Stanford	Wexford, Pa.	FA '11	1/0/0/0
99	Frank Kearse	DT	6-3	325	10/28/88	23	R	Alabama A&M	Savannah, Ga.	FA '11	1/0/0/6
Injured Reserve											
12	David Gettis	WR	6-3	216	08/27/87	24	2	Baylor	Los Angeles, Calif.	D6b '10	0/0/0/0
25	Cletis Gordon	CB	6-1	212	04/23/83	28	5	Jackson State	Amite, La.	FA '11	0/0/0/0
52	Jon Beason	LB	6-0	237	01/14/85	26	5	Miami (FL)	Miramar, Fla.	D1 '07	1/1/0/0
56	Thomas Williams	LB	6-1	240	12/25/84	26	2	Southern California	Vacaville, Calif.	FA '10	7/2/0/1
58	Thomas Davis	LB	6-0	240	03/22/83	28	7	Georgia	Shellman, Ga.	D1 '05	2/2/0/0
64	Zack Williams	C	6-3	309	12/27/88	22	R	Washington State	Pasadena, Calif.	D6b '11	0/0/0/0
65	Garry Williams	T	6-3	296	08/20/86	25	3	Kentucky	Louisville, Ky.	FA '09	0/0/0/0
74	Geoff Schwartz	T	6-6	331	07/11/86	25	3	Oregon	Los Angeles, Calif.	D7b '07	0/0/0/0
79	Jeff Otah	T	6-6	330	06/17/86	25	4	Pittsburgh	New Castle, Del.	D1b '08	4/4/0/2
82	Gary Barnidge	TE	6-5	247	09/22/85	26	4	Louisville	Middleburg, Fla.	D5 '08	0/0/0/0
96	Ron Edwards	DT	6-3	315	07/12/79	32	11	Texas A&M	Columbus, Ohio	UFA '11 (KC)	0/0/0/0
Practice Squad											
32	Josh Vaughan	RB	6-0	232	12/03/86	24	1	Richmond	Richmond, Va.	FA '10	0/0/0/0
42	Kion Wilson	LB	6-0	240	10/24/86	25	2	South Florida	Jacksonville, Fla.	FA '11	0/0/0/0
46	Phillip Dillard	LB	6-2	252	12/10/86	24	2	Nebraska	Tulsa, Okla.	FA '11	0/0/0/0
60	Bryant Browning	G	6-4	313	06/26/88	23	R	Ohio State	Cleveland, Ohio	WV '11 (STL)	0/0/0/0
62	Jeff Byers	C	6-4	301	09/07/85	26	1	Southern California	Fort Collins, Colo.	FA '11	0/0/0/0
71	Jason Shirley	DT	6-5	345	09/30/85	26	2	Fresno State	Fontana, Calif.	FA '11	0/0/0/0
85	Greg Smith	TE	6-4	245	01/13/88	23	R	Texas	Greenbrae, Texas	FA '11	0/0/0/0
86	Darvin Adams	WR	6-2	194	01/05/90	21	R	Auburn	Canton, Miss.	FA '11	0/0/0/0

CAROLINA PANTHERS BY EXPERIENCE

No	Name	Pos	Ht	Wt	D/O/B	Age	Exp	College	Hometown	How Acq	GP/GS/DNP/IA
15th Year (1)											
10	Mare, Olindo	K	5-11	192	06/06/73	38	15	Syracuse	Cooper City, Fla.	UFA '11 (SEA)	9/0/0/0
11th Year (2)											
7	Baker, Jason	P	6-2	205	05/17/78	33	11	Iowa	Fort Wayne, Ind.	TR'05 (DEN)	9/0/0/0
89	Smith, Steve	WR	5-9	185	05/12/79	32	11	Utah	Los Angeles, Calif.	D3 '01	9/9/0/0
10th Year (1)											
80	Shockey, Jeremy	TE	6-5	251	08/18/80	31	10	Miami (FL)	Ada, Okla.	FA '11	9/9/0/0
9th Year (2)											
69	Gross, Jordan	T	6-4	305	07/20/80	31	9	Utah	Fruitland, Idaho	D1 '03	9/9/0/0
78	Wells, Reggie	T	6-4	318	11/03/80	31	9	Clarion	South Park, Penn.	FA '11	3/0/0/1
8th Year (3)											
20	Gamble, Chris	CB	6-1	200	03/11/83	28	8	Ohio State	Sunrise, Fla.	D1 '04	8/8/0/1
84	Hartsock, Ben	TE	6-4	270	07/05/80	31	8	Ohio State	Chillicothe, Ohio	FA '11	8/1/0/1
70	Wharton, Travelle	G	6-4	312	05/19/81	30	8	South Carolina	Fountain Inn, S.C.	D3 '04	9/9/0/0
7th Year (1)											
63	Hangartner, Geoff	C	6-5	301	04/22/82	29	7	Texas A&M	New Braunfels, Texas	FA '11	9/9/0/0
6th Year (4)											
3	Anderson, Derek	QB	6-6	235	06/15/83	28	6	Oregon State	Portland, Ore.	FA '11	0/0/9/0
50	Anderson, James	LB	6-2	235	09/26/83	28	6	Virginia Tech	Chesapeake, Va.	D3a '06	9/9/0/0
59	Gaither, Omar	LB	6-2	235	03/18/84	27	6	Tennessee	Charlotte, N.C.	UFA '11 (PHI)	7/3/0/2
34	Williams, DeAngelo	RB	5-9	217	04/25/83	28	6	Memphis	Wynne, Ark.	D1a '06	9/9/0/0
5th Year (4)											
95	Johnson, Charles	DE	6-2	275	07/10/86	25	5	Georgia	Hawkinsville, Ga.	D3 '07	9/9/0/0
67	Kalil, Ryan	C	6-2	295	03/29/85	26	5	Southern California	Corona, Calif.	D2b '07	9/9/0/0
88	Olsen, Greg	TE	6-5	255	03/11/85	26	5	Miami (FL)	Wayne, N.J.	TR '11 (CHI)	9/9/0/0
17	Naanee, Legedu	WR	6-2	220	09/16/83	28	5	Boise State	Portland, Ore.	UFA '11 (SD)	9/7/0/0
4th Year (8)											
93	Applewhite, Antwan	DE	6-3	258	12/31/85	25	4	San Diego State	Los Angeles, Calif.	FA '11	5/0/0/0
73	Bernadeau, Mackenzy	G	6-4	308	01/03/86	25	4	Bentley	Waltham, Mass.	D7c '08	8/0/1/0
55	Connor, Dan	LB	6-2	231	11/02/85	26	4	Penn State	Wallingford, Pa.	D3b '08	9/5/0/0
45	Felton, Jerome	FB	6-0	246	07/03/86	25	4	Furman	Madisonville, Tenn.	VW '11 (DET)	8/1/0/1
30	Godfrey, Charles	S	5-11	205	11/15/85	27	4	Iowa	Baytown, Texas	D3a '08	8/8/0/1
44	Jansen, J.J.	LS	6-2	256	01/20/86	25	4	Notre Dame	Phoenix, Ariz.	TR '09 (GB)	9/0/0/0
57	Senn, Jordan	LB	5-11	224	06/11/84	27	4	Portland State	Beaverton, Ore	FA '09	9/0/0/0
28	Stewart, Jonathan	RB	5-10	235	03/21/87	24	4	Oregon	Lacey, Wash.	D1a '08	9/0/0/0
3rd Year (6)											
27	Butler, Darius	CB	5-10	190	03/18/86	25	3	Connecticut	Tamarac, Florida	VW '11 (NE)	8/4/0/1
33	Goodson, Mike	RB	6-0	212	05/23/87	24	3	Texas A&M	Klein, Texas	D4b '09	4/0/0/5
23	Martin, Sherrod	S	6-1	198	10/12/84	27	3	Troy	Griffin, Ga.	D2b '09	9/9/0/0
41	Munnerlyn, Captain	CB	5-8	186	04/10/88	23	3	South Carolina	Mobile, Ala.	D7 '09	9/9/0/0
53	Phillips, Jason	LB	6-1	242	02/14/86	25	3	Texas Christian	Waller, Texas	VW '11 (BAL)	4/0/0/3
54	Williams, Jason	LB	6-1	244	04/23/86	25	3	Western Illinois	Chicago, Ill.	VW '10 (DAL)	7/2/0/2
2nd Year (8)											
19	Ajirotutu, Seyi	WR	6-3	211	06/12/87	24	2	Fresno State	El Dorado Hills, Calif.	VW '11 (SD)	9/0/0/0
2	Clausen, Jimmy	QB	6-2	222	09/21/87	24	2	Notre Dame	Thousand Oaks, Calif.	D2 '10	0/0/0/9
14	Edwards, Armanti	WR	5-11	182	03/08/88	23	2	Appalachian State	Greenwood, S.C.	D3b '10	9/0/0/0
76	Hardy, Greg	DE	6-4	277	07/28/88	23	2	Mississippi	Millington, Tenn.	D6a '10	9/9/0/0
11	LaFell, Brandon	WR	6-2	211	11/04/86	25	2	Louisiana State	Houston, Texas	D3a '10	9/0/0/0
68	Neblett, Andre	DT	6-0	295	06/07/88	23	2	Temple	Rahway, N.J.	FA '10	6/0/0/3
92	Norwood, Eric	DE	6-1	241	05/24/88	23	2	South Carolina	Kennesaw, Ga.	D4 '10	9/0/0/0
29	Pugh, Jordan	S	5-11	196	01/29/88	23	2	Texas A&M	Plano, Texas	D6c '10	7/1/0/2
Rookies / 1st Year (13)											
77	Bell, Byron	T	6-5	339	01/17/89	22	R	New Mexico	Greenville, Texas	FA '11	9/5/0/0
47	Brockel, Richie	TE	6-1	251	07/24/86	25	1	Boise State	Phoenix, Ariz.	FA '11	4/0/0/5
94	Fua, Sione	DT	6-2	308	06/15/88	23	R	Stanford	Encino, Calif.	D3b '11	9/9/0/0
36	Hines, Jermale	S	6-1	218	11/11/87	24	R	Ohio State	Cleveland, Ohio	VW '11 (IND)	5/0/0/0
21	Hogan, Brandon	CB	5-10	192	04/01/88	23	R	West Virginia	Manassas, Va.	D4 '11	0/0/0/1
99	Kearse, Frank	DT	6-3	325	10/28/88	23	R	Alabama A&M	Savannah, Ga.	FA '11	1/0/0/6
98	Keiser, Thomas	DE	6-3	261	03/28/89	22	R	Stanford	Wexford, Pa.	FA '11	1/0/0/0
97	McClain, Terrell	DT	6-2	291	07/20/88	23	R	South Florida	Pensacola, Fla.	D3a '11	9/9/0/0
1	Newton, Cam	QB	6-5	248	05/11/89	22	R	Auburn	College Park, Ga.	D1 '11	9/9/0/0
81	Pilares, Kealoha	WR	5-10	201	02/20/88	23	R	Hawaii	Honolulu, Hawaii	D5 '11	6/0/0/3
25	Stanford, R.J.	CB	5-10	183	05/06/88	23	1	Utah	Chino, Calif.	D5 '12	5/0/3/1
22	Thomas, Josh	CB	5-10	191	05/03/89	22	R	Buffalo	Cedar Hills, Texas	D5 '13	2/0/4/3
75	Ziembra, Lee	T	6-6	318	03/29/89	22	R	Auburn	Rogers, Ark.	D5 '14	1/0/1/7

CAROLINA PANTHERS BY POSITION

No	Name	Pos	Ht	Wt	D/O/B	Age	Exp	College	Hometown	How Acq	GP/GS/DNP/IA
QUARTERBACKS (3)											
3	Anderson, Derek	QB	6-6	235	06/15/83	28	6	Oregon State	Portland, Ore.	FA '11	0/0/9/0
2	Clausen, Jimmy	QB	6-2	222	09/21/87	24	2	Notre Dame	Thousand Oaks, Calif.	D2 '10	0/0/0/9
1	Newton, Cam	QB	6-5	248	05/11/89	22	R	Auburn	College Park, Ga.	D1 '11	9/9/0/0
RUNNING BACKS (4)											
45	Felton, Jerome	FB	6-0	246	07/03/86	25	4	Furman	Madisonville, Tenn.	WV '11 (DET)	8/1/0/1
33	Goodson, Mike	RB	6-0	212	05/23/87	24	3	Texas A&M	Klein, Texas	D4b '09	4/0/0/5
28	Stewart, Jonathan	RB	5-10	235	03/21/87	24	4	Oregon	Lacey, Wash.	D1a '08	9/0/0/0
34	Williams, DeAngelo	RB	5-9	217	04/25/83	28	6	Memphis	Wynne, Ark.	D1a '06	9/9/0/0
WIDE RECEIVERS (6)											
19	Ajirotutu, Seyi	WR	6-3	211	06/12/87	24	2	Fresno State	El Dorado Hills, Calif.	WV '11 (SD)	9/0/0/0
14	Edwards, Armanti	WR	5-11	182	03/08/88	23	2	Appalachian State	Greenwood, S.C.	D3b '10	9/0/0/0
11	LaFell, Brandon	WR	6-2	211	11/04/86	25	2	Louisiana State	Houston, Texas	D3a '10	9/0/0/0
17	Naanee, Legedu	WR	6-2	220	09/16/83	28	5	Boise State	Portland, Ore.	UFA '11 (SD)	9/7/0/0
81	Pilares, Kealoha	WR	5-10	201	02/20/88	23	R	Hawaii	Honolulu, Hawaii	D5 '11	6/0/0/3
89	Smith, Steve	WR	5-9	185	05/12/79	32	11	Utah	Los Angeles, Calif.	D3 '01	9/9/0/0
TIGHT ENDS (4)											
47	Brockel, Richie	TE	6-1	251	07/24/86	25	1	Boise State	Phoenix, Ariz.	FA '11	4/0/0/5
84	Hartsock, Ben	TE	6-4	270	07/05/80	31	8	Ohio State	Chillicothe, Ohio	FA '11	8/1/0/1
88	Olsen, Greg	TE	6-5	255	03/11/85	26	5	Miami (FL)	Wayne, N.J.	TR '11 (CHI)	9/9/0/0
80	Shockey, Jeremy	TE	6-5	251	08/18/80	31	10	Miami (FL)	Ada, Okla.	FA '11	9/9/0/0
OFFENSIVE LINEMEN (8)											
77	Bell, Byron	T	6-5	339	01/17/89	22	R	New Mexico	Greenville, Texas	FA '11	9/5/0/0
73	Bernadeau, Mackenzy	G	6-4	308	01/03/86	25	4	Bentley	Waltham, Mass.	D7c '08	8/0/1/0
69	Gross, Jordan	T	6-4	305	07/20/80	31	9	Utah	Fruitland, Idaho	D1 '03	9/9/0/0
63	Hangartner, Geoff	C	6-5	301	04/22/82	29	7	Texas A&M	New Braunfels, Texas	FA '11	9/9/0/0
67	Kalil, Ryan	C	6-2	295	03/29/85	26	5	Southern California	Corona, Calif.	D2b '07	9/9/0/0
78	Wells, Reggie	T	6-4	318	11/03/80	31	9	Clarion	South Park, Penn.	FA '11	3/0/0/1
70	Wharton, Travelle	G	6-4	312	05/19/81	30	8	South Carolina	Fountain Inn, S.C.	D3 '04	9/9/0/0
75	Ziemba, Lee	T	6-6	318	03/29/89	22	R	Auburn	Rogers, Ark.	D7 '11	1/0/1/7
SPECIALISTS (3)											
7	Baker, Jason	P	6-2	205	05/17/78	33	11	Iowa	Fort Wayne, Ind.	TR'05 (DEN)	9/0/0/0
44	Jansen, J.J.	LS	6-2	256	01/20/86	25	4	Notre Dame	Phoenix, Ariz.	TR '09 (GB)	9/0/0/0
10	Mare, Olindo	K	5-11	192	06/06/73	38	15	Syracuse	Cooper City, Fla.	UFA '11 (SEA)	9/0/0/0
DEFENSIVE LINEMEN (9)											
93	Applewhite, Antwan	DE	6-3	258	12/31/85	25	4	San Diego State	Los Angeles, Calif.	FA '11	5/0/0/0
94	Fua, Sione	DT	6-2	308	06/15/88	23	R	Stanford	Encino, Calif.	D3b '11	9/9/0/0
76	Hardy, Greg	DE	6-4	277	07/28/88	23	2	Mississippi	Millington, Tenn.	D6a '10	9/9/0/0
95	Johnson, Charles	DE	6-2	275	07/10/86	25	5	Georgia	Hawkinsville, Ga.	D3 '07	9/9/0/0
99	Kearse, Frank	DT	6-3	325	10/28/88	23	R	Alabama A&M	Savannah, Ga.	FA '11	1/0/0/6
98	Keiser, Thomas	DE	6-3	261	03/28/89	22	R	Stanford	Wexford, Pa.	FA '11	1/0/0/0
97	McClain, Terrell	DT	6-2	291	07/20/88	23	R	South Florida	Pensacola, Fla.	D3a '11	9/9/0/0
68	Neblett, Andre	DT	6-0	295	06/07/88	23	2	Temple	Rahway, N.J.	FA '10	6/0/0/3
92	Norwood, Eric	DE	6-1	241	05/24/88	23	2	South Carolina	Kennesaw, Ga.	D4 '10	9/0/0/0
LINEBACKERS (6)											
50	Anderson, James	LB	6-2	235	09/26/83	28	6	Virginia Tech	Chesapeake, Va.	D3a '06	9/9/0/0
55	Connor, Dan	LB	6-2	231	11/02/85	26	4	Penn State	Wallingford, Pa.	D3b '08	9/5/0/0
59	Gaither, Omar	LB	6-2	235	03/18/84	27	6	Tennessee	Charlotte, N.C.	UFA '11 (PHI)	7/3/0/2
53	Phillips, Jason	LB	6-1	242	02/14/86	25	3	Texas Christian	Waller, Texas	WV '11 (BAL)	4/0/0/3
57	Senn, Jordan	LB	5-11	224	06/11/84	27	4	Portland State	Beaverton, Ore	FA '09	9/0/0/0
54	Williams, Jason	LB	6-1	244	04/23/86	25	3	Western Illinois	Chicago, Ill.	WV '10 (DAL)	7/2/0/2
DEFENSIVE BACKS (10)											
27	Butler, Darius	CB	5-10	190	03/18/86	25	3	Connecticut	Tamarac, Florida	WV '11 (NE)	8/4/0/1
20	Gamble, Chris	CB	6-1	200	03/11/83	28	8	Ohio State	Sunrise, Fla.	D1 '04	8/8/0/1
30	Godfrey, Charles	S	5-11	205	11/15/85	27	4	Iowa	Baytown, Texas	D3a '08	8/8/0/1
36	Hines, Jermale	S	6-1	218	11/11/87	24	R	Ohio State	Cleveland, Ohio	WV '11 (IND)	5/0/0/0
21	Hogan, Brandon	CB	5-10	192	04/01/88	23	R	West Virginia	Manassas, Va.	D4 '11	0/0/0/1
23	Martin, Sherrod	S	6-1	198	10/12/84	27	3	Troy	Griffin, Ga.	D2b '09	9/9/0/0
41	Munnerlyn, Captain	CB	5-8	186	04/10/88	23	3	South Carolina	Mobile, Ala.	D7 '09	9/9/0/0
29	Pugh, Jordan	S	5-11	196	01/29/88	23	2	Texas A&M	Plano, Texas	D6c '10	7/1/0/2
35	Stanford, R.J.	CB	5-10	183	05/06/88	23	1	Utah	Chino, Calif.	D7a '10	5/0/3/1
22	Thomas, Josh	CB	5-10	191	05/03/89	22	R	Buffalo	Cedar Hills, Texas	WV '11 (DAL)	2/0/4/3

CAROLINA PANTHERS / WEEK 10 / THROUGH SUNDAY, NOVEMBER 13, 2011

WON 2, LOST 7			* RUSHING	No.	Yds	Avg	Long	TD
09/11 L 21-28	at Arizona	60,627	D. Williams	83	398	4.8	69t	1
09/18 L 23-30	Green Bay	73,167	Newton	70	374	5.3	26	7
09/25 W 16-10	Jacksonville	71,704	Stewart	75	350	4.7	29	2
10/02 L 29-34	at Chicago	62,135	S. Smith	2	18	9.0	12	0
10/09 L 27-30	New Orleans	72,679	Felton	3	10	3.3	4	0
10/16 L 17-31	at Atlanta	69,047	TEAM	233	1150	4.9	69t	10
10/23 W 33-20	Washington	73,245	OPPONENTS	265	1238	4.7	46	12
10/30 L 21-24	Minnesota	72,095	* RECEIVING	No.	Yds	Avg	Long	TD
11/13 L 3-30	Tennessee	72,409	S. Smith	51	951	18.6	77t	4
11/20	at Detroit		Olsen	34	404	11.9	43	4
11/27	at Indianapolis		Naanee	30	314	10.5	28	0
12/04	at Tampa Bay		Stewart	27	242	9.0	21	0
12/11	Atlanta		Shockey	24	311	13.0	29	1
12/18	at Houston		LaFell	18	294	16.3	44	2
12/24	Tampa Bay		D. Williams	10	61	6.1	11	0
01/01	at New Orleans		Felton	2	24	12.0	17	0

	Car.	Opp.	Goodson	1	4	4.0	4	0
TOTAL FIRST DOWNS	193	176	TEAM	197	2605	13.2	77t	11
Rushing	70	66	OPPONENTS	159	2114	13.3	84t	11
Passing	108	92	* INTERCEPTIONS	No.	Yds	Avg	Long	TD
Penalty	15	18	Gamble	2	43	21.5	24	0
3rd Down: Made/Att	46/114	50/115	Martin	2	16	8.0	15	0
3rd Down Pct.	40.4	43.5	Godfrey	1	9	9.0	9	0
4th Down: Made/Att	3/6	2/6	TEAM	5	68	13.6	24	0
4th Down Pct.	50.0	33.3	OPPONENTS	10	153	15.3	49	1

POSSESSION AVG.	30:27	29:33	* PUNTING	No.	Yds	Avg	Net	TB	In	Lg	B
TOTAL NET YARDS	3600	3253	Baker	39	1618	41.5	32.5	4	13	56	0
Avg. Per Game	400.0	361.4	TEAM	39	1618	41.5	32.5	4	13	56	0
Total Plays	582	536	OPPONENTS	33	1373	41.6	36.1	4	10	56	0
Avg. Per Play	6.2	6.1	* PUNT RETURNS	Ret	FC	Yds	Avg	Long	TD		

NET YARDS RUSHING	1150	1238	A. Edwards	19	6	103	5.4	14	0
Avg. Per Game	127.8	137.6	TEAM	19	6	103	5.4	14	0
Total Rushes	233	265	OPPONENTS	17	13	271	15.9	89t	3

NET YARDS PASSING	2450	2015	* KICKOFF RETURNS	No.	Yds	Avg	Long	TD
Avg. Per Game	272.2	223.9	Goodson	11	250	22.7	31	0
Sacked/Yards Lost	22/155	17/99	Pilares	10	200	20.0	27	0
Gross Yards	2605	2114	Pugh	2	51	25.5	28	0
Att./Completions	327/197	254/159	A. Edwards	1	4	4.0	4	0
Completion Pct.	60.2	62.6	TEAM	24	505	21.0	31	0
Had Intercepted	10	5	OPPONENTS	15	424	28.3	78	0

PUNTS/AVERAGE	39/41.5	33/41.6	* FIELD GOALS	1-19	20-29	30-39	40-49	50+
NET PUNTING AVG.	39/32.5	33/36.1	Mare	0/ 0	5/ 5	5/ 7	4/ 4	0/2
PENALTIES/YARDS	77/659	55/523	TEAM	0/ 0	5/ 5	5/ 7	4/ 4	0/2
FUMBLES/BALL LOST	11/4	12/5	OPPONENTS	1/ 1	4/ 4	7/ 8	3/ 4	1/1
TOUCHDOWNS	21	27	Mare: () (20G, 33G, 21G) (35G, 32G) (29G, 39G, 34B, 38G,					
Rushing	10	12	52N) () (42G) (20G, 45G, 45G, 40G) (31N) (50N, 29G)					
Passing	11	11	OPP: (36N) (37G, 19G, 34G) (53G) (20G, 24G) (23G, 46G,					
Returns	0	4	37G) (24G) (31G, 49G) (45N, 31G) (38G, 36G, 49G)					

* SCORE BY PERIODS	Q1	Q2	Q3	Q4	OT	PTS
TEAM	34	64	48	44	0	190
OPPONENTS	55	64	43	75	0	237

* SCORING	TD-Ru-Pa-Rt	K-PAT	FG	S	PTS
Mare	0 0 0 0	18/19	14/18	0	60
Newton	7 7 0 0			0	42
Olsen	4 0 4 0			0	26
S. Smith	4 0 4 0			0	24
LaFell	2 0 2 0			0	12
Stewart	2 2 0 0			0	12
Shockey	1 0 1 0			0	6
D. Williams	1 1 0 0			0	6
Hardy	0 0 0 0			1	2
TEAM	21 10 11 0	18/19	14/18	1	190
OPPONENTS	27 12 11 4	27/27	16/18	0	237

2-Pt Conv: Olsen, TM 1-2, OPP 0-0
 SACKS: Johnson 7, Hardy 3, Munnerlyn 2,
 J. Anderson 1, Applewhite 1, Gaither 1,
 McClain 1, Neblett 1, TM 17, OPP 22
 FUM/LOST: Newton 5/2, S. Smith 2/1,
 Olsen 1/1, Pilares 1/0, Shockey 1/0,
 Stewart 1/0

* PASSING	Att	Cmp	Yds	Cmp%	Yds/Att	TD	TD%	Int	Int%	Long	Sack/Lost	Rating
Newton	327	197	2605	60.2	7.97	11	3.4	10	3.1	77t	22/ 155	84.0
TEAM	327	197	2605	60.2	7.97	11	3.4	10	3.1	77t	22/ 155	84.0
OPPONENTS	254	159	2114	62.6	8.32	11	4.3	5	2.0	84t	17/ 99	95.2

CAROLINA PANTHERS 2011 DEFENSIVE STATISTICS

PLAYER	TACKLES			SACKS	QBP	FF	FR	INT	YDS	PD	TD
	TOTAL	SOLO	ASSIST								
James Anderson	94	52	42	1.0	-	-	1	-	-	3	-
Charles Godfrey	53	37	16	-	-	-	-	1	9	2	-
Dan Connor	50	33	17	-	-	-	-	-	-	-	-
Captain Munneryn	35	24	11	2.0	-	1	1	-	-	7	-
Sherrod Martin	32	22	10	-	1	-	-	2	16	4	-
Omar Gaither	29	22	7	-	-	-	-	-	-	-	-
Greg Hardy	29	24	5	3.0	11	1	-	-	-	8	-
Charles Johnson	28	18	10	7.0	12	1	-	-	-	1	-
Jason Williams	21	13	8	-	1	-	-	-	-	-	-
Darius Butler	19	16	3	-	-	-	-	-	-	5	-
Chris Gamble	18	12	6	-	-	-	-	2	43	6	-
Thomas Davis	17	8	9	-	2	-	1	-	-	-	-
Sione Fua	14	10	4	-	-	-	-	-	-	-	-
Terrell McClain	14	9	5	1.0	4	-	1	-	-	-	-
Antwan Applewhite	12	11	1	1.0	3	1	-	-	-	1	-
Ronald Fields	11	6	5	-	1	-	-	-	-	-	-
Thomas Williams	11	5	6	-	-	-	-	-	-	4	-
Andre Neblett	10	7	3	1.0	-	-	-	-	-	-	-
Jordan Pugh	9	7	2	-	-	-	-	-	-	1	-
Eric Norwood	6	5	1	-	1	-	-	-	-	-	-
R.J. Stanford	5	2	3	-	-	-	-	-	-	-	-
Jon Beason	3	3	0	-	-	-	-	-	-	-	-
Jason Phillips	3	2	1	-	-	-	-	-	-	-	-
Thomas Keiser	2	2	0	-	-	-	-	-	-	-	-
Jordan Senn	2	1	1	-	-	-	-	-	-	-	-
Jermale Hines	1	1	0	-	-	-	-	-	-	-	-
George Selvie	1	1	0	-	1	-	-	-	-	-	-

CAROLINA PANTHERS 2011 SPECIAL TEAMS STATISTICS

PLAYER	TACKLES			FF	FR	BLK
	TOTAL	SOLO	ASSIST			
Jordan Senn	6	3	3	1	-	-
Captain Munneryn	5	5	0	-	-	-
Jason Williams	5	3	2	-	-	-
Kealoha Pilaes	4	2	2	-	-	-
Eric Norwood	4	3	1	-	-	-
Charles Godfrey	3	3	0	-	-	-
Darius Butler	2	1	1	-	-	-
Dan Connor	2	1	1	-	-	-
Jermale Hines	2	2	0	-	-	-
Sherrod Martin	2	2	0	-	-	-
Antwan Applewhite	1	0	1	-	-	-
Omar Gaither	1	1	0	-	-	-
Olindo Mare	1	1	0	-	-	-
Jordan Pugh	1	1	0	-	-	-
George Selvie	1	1	0	-	-	-
Thomas Williams	1	1	0	-	-	-
Sean Considine	0	0	0	-	1	-

